



01 Entrance Perspective

GENERAL NOTES

1. THESE DRAWINGS SHALL BE READ IN CONJUNCTION WITH ALL ARCHITECTURAL & OTHER CONSULTANTS DRAWINGS & SPECIFICATIONS & WITH SUCH OTHER WRITTEN INSTRUCTIONS AS MAY BE ISSUED DURING THE COURSE OF THE CONTRACT. ANY DISCREPANCIES SHALL BE REFERRED TO THE CONTRACT ADMINISTRATOR BEFORE PROCEEDING WITH WORK
2. ALL MATERIALS & WORKMANSHIP SHALL BE IN ACCORDANCE WITH THE RELEVANT & CURRENT NBC. & BY-LAWS & ORDINANCES OF THE RELEVANT BUILDING AUTHORITIES EXCEPT WHERE VARIED BY THE PROJECT SPECIFICATION.
3. ALL DIMENSIONS SHOWN SHALL BE VERIFIED BY THE BUILDER ON SITE
4. UNLESS NOTED OTHERWISE ALL LEVELS ARE IN METRES & ALL DIMENSIONS ARE IN MILLIMETRES.

ISSUED FOR : CONSTRUCTION CERTIFICATE / TENDER
COBAR MINERS MEMORIAL 2

57 NYNGAN ROAD
COBAR DP 917693 LOT 1, 2 & 3

ARCHITECTURAL DRAWINGS

00.	COVER SHEET
01.	SPECIFICATION (1)
02.	SPECIFICATION (2)
100.	LOCATION / SITE PLAN 1:500
101.	SITE PLAN 1:200
200.	GROUND FLOOR PLAN
201.	FINISHES & FITOUT PLAN
202.	FIRST FLOOR PLAN
203.	REFLECTED CEILING PLAN
300.	ELEVATIONS (1)
301.	ELEVATIONS (2)
302.	SECTIONS
400.	ENTRANCE PLAN DETAIL
401.	SECTION DETAILS
402.	ENTRY PORTAL DETAILS
403.	LIGHT SHAFT & VENT SEAT DETAILS
404.	DETAILS
405.	RETAINING WALL
406.	FINISHES SCHEDULE
407.	PERSPECTIVES

STRUCTURAL DRAWINGS

30628-S01	STRUCTURAL COVER SHEET & GENERAL NOTES
30628-S02	SAFE DESIGN OF STRUCTURE NOTES
30628-S03	FOOTINGS & GROUND FLOOR SLAB PLAN
30628-S04	ROOF PLAN & BUILDING SECTION
30628-S05	DETAILED SECTIONS - SHEET 1
30628-S06	DETAILED SECTIONS - SHEET 2
30628-S07	DETAILED SECTIONS - SHEET 3
30628-S08	DETAILED SECTIONS - SHEET 4

MECHANICAL DRAWINGS

M-001	LEGEND & NOTES
M-200	GROUND & FIRST FLOOR AIR CONDITIONING & VENTILATION LAYOUT

SURVEY DRAWINGS

2018127.DWG	SURVEY (1:200)
2018127.DWG	SURVEY (1:100)

revision	event	description
00	30.03.20	co-ordination
01	17.04.20	for tender

client	COBAR SHIRE COUNCIL
client details	

drawing title	COVER SHEET
scale	

status	drawing number	revision
TD	00	01
project number	drawn	checked
1006	DS	SP
	issued	SP

project name	COBAR MINERS MEMORIAL 2
project address	COBAR NSW 2230



Specification notes for the Works at

Memorial Park, 57 Nyngan Road on Lot, 1 but requiring access and works zone on lots,2 and 3 within DP 917693.

Project Description

The Works include all site works, ancillary works to the construction of the new Cobar Miners Memorial including installation of building elements such as culverts, concrete walls, steel work, seating and memorial elements, civil works and waterproofing, landscape, pavements and services as well as civil and other engineering works including installation of any upgrade to power systems and stormwater management.

The Works also include all process, procedures, protections and services to arrive at the successful completion and handover of the operational outcome described within the drawings and all relevant standards, codes and approvals.

The Works are as described within the architectural documents, engineering documents and specifications for civil and structural, the various reports to be supplied by the owner as part of the conditions of approval, the Development Application and conditions of approval, the Construction Certificate and conditions and other documents that may be bound into the works on entering an agreement to carry out the Works.

All Works to be undertaken by licensed Contractor and all Sub-contractors are to be licensed as required by law. The contractor for the purpose of these specification notes is to be agreed as the licensed builder who is managing the works.

The Client is Cobar Shire Council.

Compliance

Carry out the whole of the Works in strict accordance with the relevant approvals from the Local Government agency Cobar Shire Council Development Approval and Construction Certificates, the regulations of the relevant Local Government Ordinance(s), Council By-Laws and any specific requirements of the Local Inspectors responsible for the review and approval of all or parts of the works.

Special attention is drawn to the need to meet all Safety in Design requirements for the installation and maintenance of the project.

Note that the works are to be undertaken within a public park and adjacent a busy Highway within the vicinity of operating mines and over old mine leases. Ensure all safety checks and procedures are in place and agreed with council to safeguard the public, contractor and subcontract staff who may attend or deliver to the site. Provide all protective requirements as set out within an agreed construction management plan and to all regulatory requirements.

Undertake dial before you dig and all site investigations prior to commencement

The construction management plan is to identify fencing and access, delivery and storage secure zones , signage as well as methods to ensure public safety in and around any existing features which may attract visitors during the construction work.

These documents and specifications do not list all requirements and it is a condition of the contract for the works that the contractor makes themselves aware of the required controls and compliances and ensures their inclusion within the works as necessary.

Additional documents such as survey , Geotechnical and other reports as referenced within the DA and CC are available from council and to be read and implemented as part of the works.

The whole of the Works are to be carried out by or under direct supervision of a fully licensed Builder and trades staff. All to have the appropriate licenses and insurances for the Works and as required by regulations and agencies.

The Works are to be carried out in accordance with the Australian Standards and **National Construction Code (NCC)** which provides the minimum necessary requirements for safety, health, amenity and sustainability in the design and construction of new buildings (and new building work in existing buildings) throughout Australia.

General notes

Drawings are not to be scaled and dimensions to be checked on site prior to construction.

Site set out is to occur for all Works by clearly pegging key points of the works and levels indicated and agreed with the client prior to the commencement of any excavation.

All dimensions to be checked on the works prior to ordering, shop drawings and fabrication.

Shop drawings are to be prepared for all off site prefabricated components and be reviewed and approved by the contractor prior to commencement of any fabrication.

All shop drawings are to be forwarded to the client at least 14 days prior to the need to commence any fabrication for their review and comment.

Samples of all materials for quality and colour selection are to be submitted well(at least 14 days) in advance of the required ordering times to allow for review/comment by the client and final approval prior to ordering.

The Contractor and all Sub-contractors are to visit the site of the works to acquaint themselves with all conditions relating to their work.

Safety in Design

A Safety and design report has been prepared by SPA and is available from Cobar Shire Council for review

It is essential that the contractors engaged to perform these works are familiar with and have access to the latest codes and conditions which are to be included within the works.

The documents do not illustrate all required details and it is the contractor's responsibility to ensure the performance of the works to the relevant codes. Any issues arising in determining or any conflict discovered within the documents is to be notified to the client for remedy.

The Contractor is to satisfactorily repair any damage to the buildings, existing service lines, or adjoining property incurred by his workmen during progress of the work. It is the Contractor's responsibility to determine the locations of existing underground services and to take adequate steps to avoid damage during the progress of the work.

Make good all affected site works and services prior to completion of the works.

Site Facilities

The Contractor is to make temporary arrangements for site amenities, water supply, electricity supply and the storage of tools, equipment and materials for the duration of the Works and to provide a safe site for the works to be undertaken.

The Contractor is to provide all protection for the works and the environment as set out in the engineering documents and any additional measures considered necessary to meet the regulations or as instructed by the regulatory and authorities. It should be noted that the site is located within a sensitive environment and special care is required in the management of the environmental protection.

This will include protection for stockpiles and storage areas temporary or permanent for the duration of the works.

Insurances

The Contractor is to ensure all necessary insurances are maintained for the Works against fire and all other risks for the duration of the Contract Period.

It is recommended that insurances are agreed between the contractor and the client with specialist advisor input to ensure provision of the most appropriate cover.

All insurances certificates as required and or agreed with the client are to be available and delivered to the client prior to commencement of the works.

Fittings and Fixtures, Finishes

The documents indicate a number of internal fit out items to be installed by others. The contractor is to allow for these works to be incorporated and to make allowance for all connections for services such as light, power, security and other such needs to be notified prior to construction. A detailed set of drawings and a schedule of selected fittings and fixtures and finishes will be prepared and issued to the contractor.

Built elements notes

The Contractor is required to cover up and protect the whole of the works from damage caused by weather.

Any issues arising in determining or any conflict discovered within the documents is to be notified to the client for remedy

All systems to be installed as recommended by the relevant specialist supplier.

External concrete entry wall -note special vertical wooden plank formwork to be used to achieve varying depth and texture as indicated on drawings. It is critical that a sample be prepared on site or on agreed off site location prior to any formwork preparation on site to allow agreement of actual final detail and outcome. The drawing and image included area a guide as to the texture and nature of the outcome required.

Culvert system: The main structure of the memorial is to be concrete culvert system. This is specified with structural engineers documents. note that dimensions shown refer to standard culvert unit and may vary. All allowances to be made by the builder on site. Any dimensional variation to be referred to the superintendent for direction.

revision	date	description	client	drawing title	status	drawing number	revision	project name
00	17.04.20	for tender	COBAR SHIRE COUNCIL	SPECIFICATION (1)	TD	01	00	COBAR MINERS MEMORIAL 2
			client details	scale	project number	drawn	checked	issued
					1006	DS	SP	SP
								project address
								COBAR NSW 2230



Steel work generally- The steel portal and all steel work generally including any perforations within the steelwork, angles, brackets and fixings. These are to be constructed in compatible materials and to have no rough burrs or sharp edges. All must be ground to provide safe surface within this public environment. It is essential that this be implemented in the factory during fabrication and again on site prior to handover, if necessary complete on-site using hand tools' grinders etc to achieve satisfactory safe finish and to meet council requirements.

Allow to coat all exposed steel work with clear protective brush applied coating TBA

Perforations in steel sheet: Cut rectangular perforations in sheet off site in factory prior to assembly. All perforations to be ground and sanded to remove any sharp edges, burrs and the like.

PERF 01 - 75 x 15mm set in random chequer board pattern to achieve approximately 50% open area or similar. Provide perforations sheet areas as nominated on the plans.

PERF 02 - 35 x 5mm set in random chequer board pattern to achieve approximately 50% open area or similar.

Steel entry portal- This is a major element of the design and as such care is to be taken in the build quality. Light fittings, door hold and buffers, signage etc is to be carefully co-ordinated and fixings reviewed prior to installation. Light fittings to be installed must not have exposed conduits externally or within the steep portal and conduits to supply and control are to be allowed within the buildings structure so as to avoid any need for retro fit of wiring or switching. Exposed conduits internally behind the entry door are acceptable as long as they do not impede the flow of travel, path width.

Steel vent shaft- provide welded in place mesh to top of vent to exclude bird entry and to ensure material/debris falls off and is not retained

Steel insets - provide steel insets perforated to detail inset within the 2 vertical slots at entry these are to fit flush with external face of concrete so as to not allow toe hold for climbing. They are to be fastened from internal reveal of concrete. Fixings not to be visible externally

Steel memorial display external- M05 is to be supplied by the contractor and installed to allow for future fixing of memorial plaques. The detailing of the fixing of the memorial plaques will be supplied as part of separate package.

Steel memorial display internal- M01, M02, M03, M04 internal elements are to be detailed within separate package of documents. Allow for the future connections for these elements when laying out any in slab services, lighting or other conduits cables.

Steel handrail- provide 50x50 angle handrail as located on drawings

Entry door- Provide and install entry door with woven mesh inlay, all door hardware, lock boxes, hinges as scheduled. Ensure opens in accordance with all codes. Provide hold open on external steel blade

Engraved Brick Pavers- Engraved brick pavers are to be used by the CMM to commemorate family connection. The bricks have been paid for by members of the community and are to be supplied by...Design a Brick sales@designabrick.com.au The pavers are produced by Claypave. <http://www.claypave.com.au/> "Regal" range- Regal Rojo. 230x115 x 40mm. The engraving and management of the completed item to the site is to be arranged by CMM committee. The contractor is to coordinate the supply, delivery of the pavers including spares in Regal Rojo range where needed to fill areas of the display as noted below. Engraved brick pavers are to be installed by the Contractor.

Brick and bitumen paving edge- Provide flat steel plate to separate differing paving materials. This includes bitumen to concrete, concrete to brick inserts. Plate top is to be flush with finished surface with size of plate 75mm x 3mm gal steel. metal angle cover strips

Fall arrest protection- Provide fall arrest system to AS/NZ 1891.1 2007 for access to any areas as required by codes. Prepare workshop drawings for approval prior to installation

Tactile indicators- Provide tactile indicator to comply with specific provisions of the BCA. Submit samples for approval

Door Hardware- TBA

General services notes

Electrical, fire safety, data and the like outlet's for switching and installation of equipment- co-ordinate a complete plan illustrating all switches, outlets and controls for lights, data points, fans and air conditioning units and the like, security systems or other devices prior to setting out slab.

The included plans illustrate the design intent at time of issue however it is important to coordinate size, grouping, style of plates, heights and finishes prior to final rough in to allow for future installation of exhibition structures.

Co-ordinate all required conduits to walls capable of running all cables to designated points.

Exposed conduits on walls or elements **externally is not acceptable**

Exposed conduits on walls or ceilings **internally is acceptable**

Electrical DB and meters- Agree size of panel and location within allocated and secured plant room at the rear of the display area.

Ventilation system- to be installed within the plant room and connected to the vent shaft.

Landscape and external works

Landscape Generally- Note all landscape must comply with NCC and council guidelines.

Please note special attention to all levels and joining up. Set out prior to carrying out any work to ensure council ability to review on site such things as acceptable gradients, placement of rocks for retaining, joining up of bitumen pathways, adjustments to any on site rock walls, extent of fill within the park and any trees to be removed.

Note that all levels are to be maintained so that no area is created for a fall of more than 1000mm without the provision of approved barrier to relevant codes.

For clarity our documents provide for an 1100 mm high concrete wall at the level change around the entrance. This must be maintained at all times in the construction of the soil, landscape finishes. No additional barriers or adjustments to the drawings are to be made without prior notification (minimum 14 days with design option attached) to the client and a review and sign off process.

revision	event	description	client	drawing title	status	drawing number	revision	project name
00	17.04.20	for tender	COBAR SHIRE COUNCIL	SPECIFICATION (2)	TD	02	00	COBAR MINERS MEMORIAL 2
			client details	scale	project number	drawn	checked	issued
					1006	DS	SP	SP
								project address
								COBAR NSW 2230





01 SITE PLAN
1:500

Do not scale drawings. Use figured dimensions only. Check & verify levels and dimensions on site prior to the commencement of work, the preparation of shop drawings or the fabrication of components. This drawing is the copyright of stephen perse architect pty ltd and is protected under the Copyright Act 1968. Do not alter, reproduce or transmit in any form, or by any means without the express permission of stephen perse architect pty ltd nominated architect Stephen Pearse am 4857

revision	event	description
00	17.04.20	for tender



client
COBAR SHIRE COUNCIL
client details

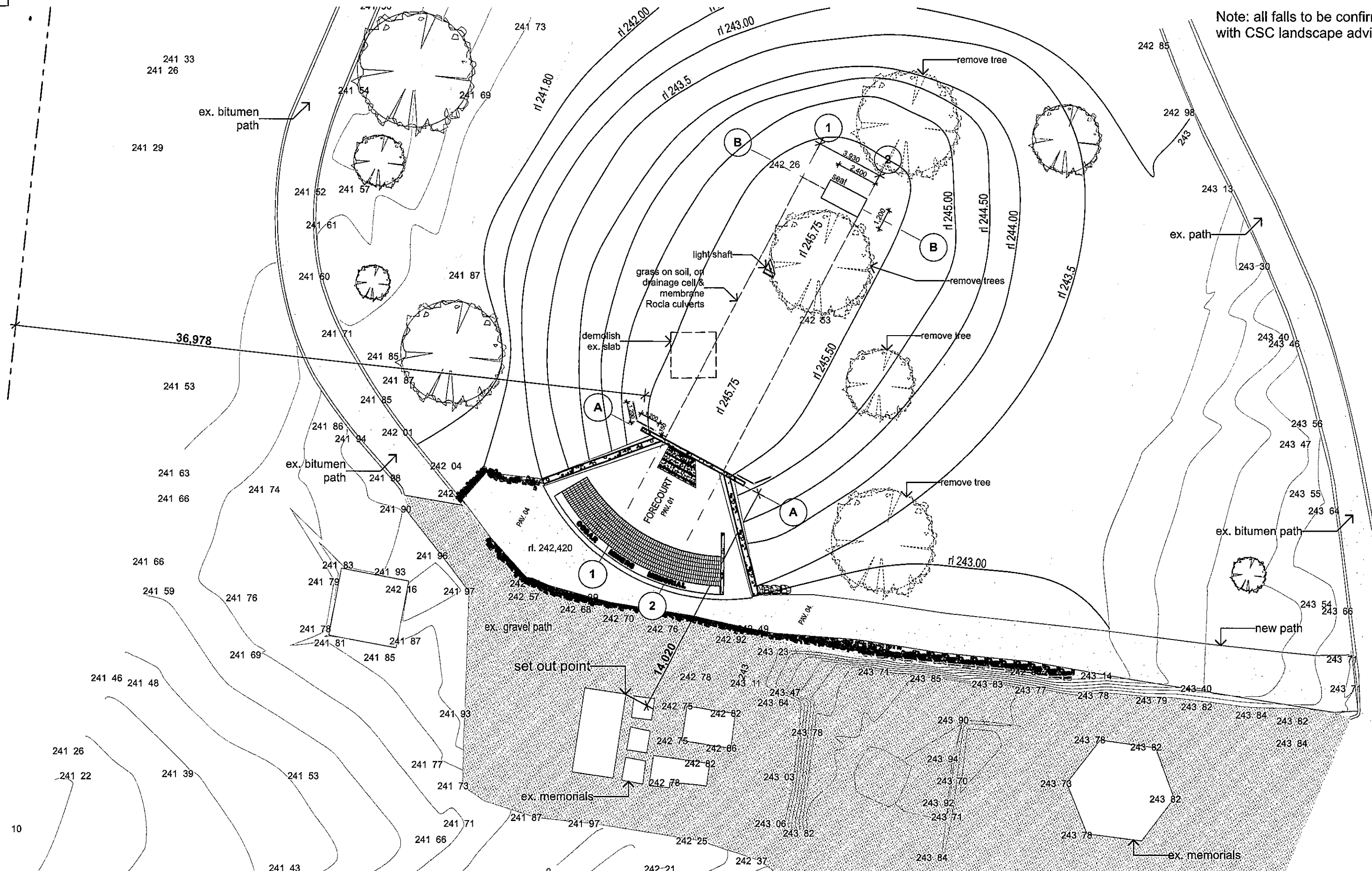
drawing title
LOCATION / SITE PLAN 1:500
scale

status	drawing number	revision	
TD	100	00	
project number	drawn	checked	issued
1006	DS	SP	SP

project name
COBAR MINERS MEMORIAL 2
project address
COBAR NSW 2230



Note: all falls to be confirmed with CSC landscape advisor



01 SITE SET OUT PLAN 1:200

Do not scale drawings. Use figured dimensions only. Check & verify levels and dimensions on site prior to the commencement of work, the preparation of shop drawings or the fabrication of components. This drawing is the copyright of stephen perse architect pty ltd and is protected under the Copyright Act 1968. Do not alter, reproduce or transmit in any form, or by any means without the express permission of stephen perse architect pty ltd nominated architect Stephen Pearse am 4857

revision	date	description
00	30.03.20	co-ordination
01	17.04.20	for tender



client
COBAR SHIRE COUNCIL
client details

drawing title
SITE PLAN 1:200
scale

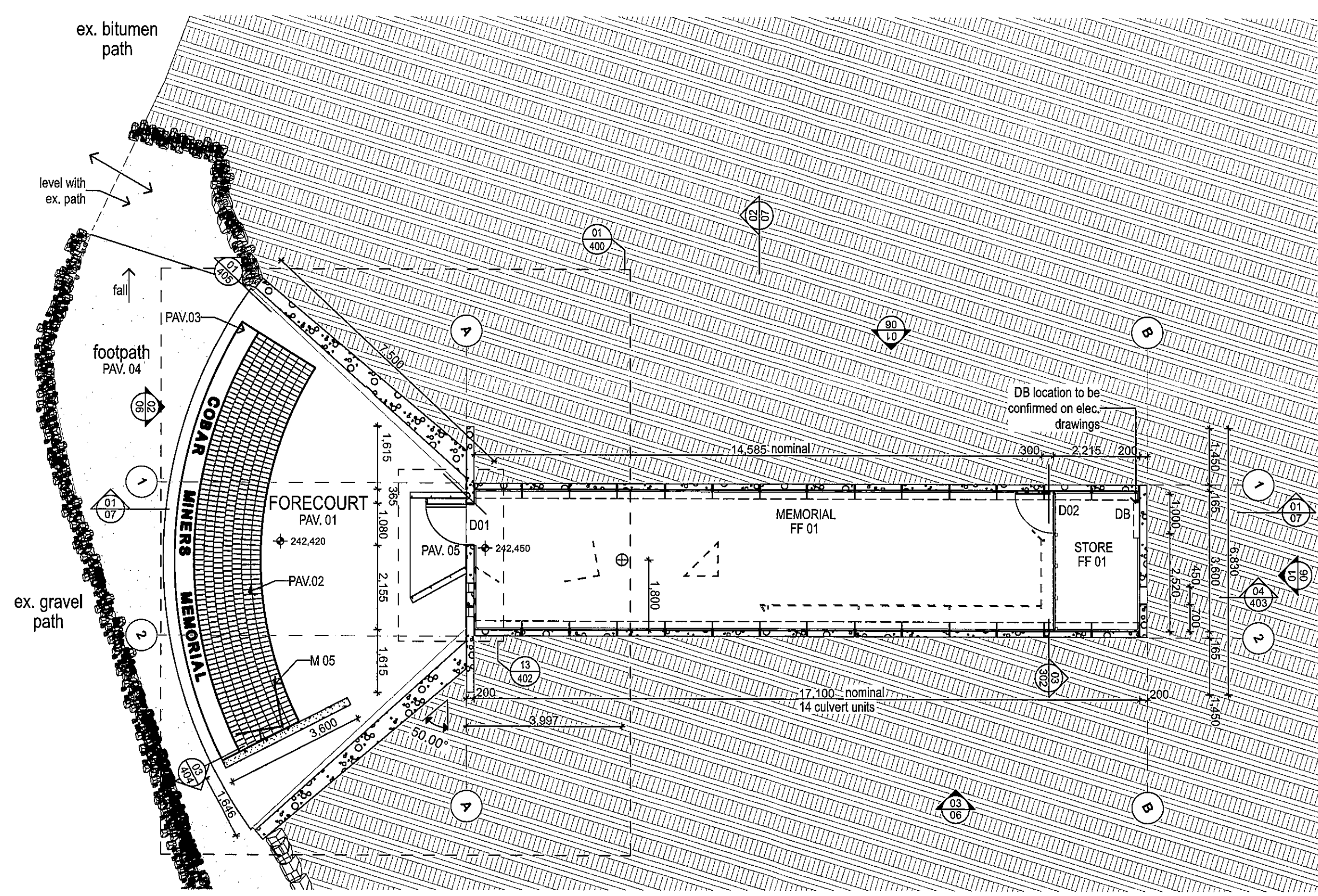
status	drawing number	revision
TD	101	01
project number	drawn	checked
1006	DS	SP

project name
COBAR MINERS MEMORIAL 2
project address
COBAR NSW 2230

stephen perse architect pty ltd
nominated architect stephen perse am 4857
architects@stephenperse.com
www.stephenperse.com.au

ABBREVIATIONS LEGEND

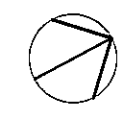
- CF. CEILING FINISH (01)
- COL. COLUMN
- CONC. CONCRETE
- D01. DOOR (01 - 02)
- DB. DISTRIBUTION BOARD
- EX. EXISTING
- FF. FLOOR FINISH
- HR. HANDRAIL
- LNS. LANDSCAPE SURFACE (01)
- M. MEMORIAL (01- 05)
- MF. METAL FINISH (01 - 02)
- PAV. PAVING (01 - 05)
- PERF. PERFORTAION (01 - 02)
- PC. POWDER COATED
- RL. RELATIVE LEVEL
- RW. RETAINING WALL
- WF. WALL FINISH (01 - 02)



01 GROUND FLOOR
1:100

Do not scale drawings. Use figured dimensions only. Check & verify levels and dimensions on site prior to the commencement of work. This drawing is the copyright of stephen pearse architect ply ltd and is protected under the Copyright Act 1968. Do not alter, reproduce or transmit in any form, or by any means without the express permission of stephen pearse architect ply ltd nominated architect Stephen Pearse am 4857

revision	date	description
00	30.03.20	co-ordination
01	17.04.20	for tender



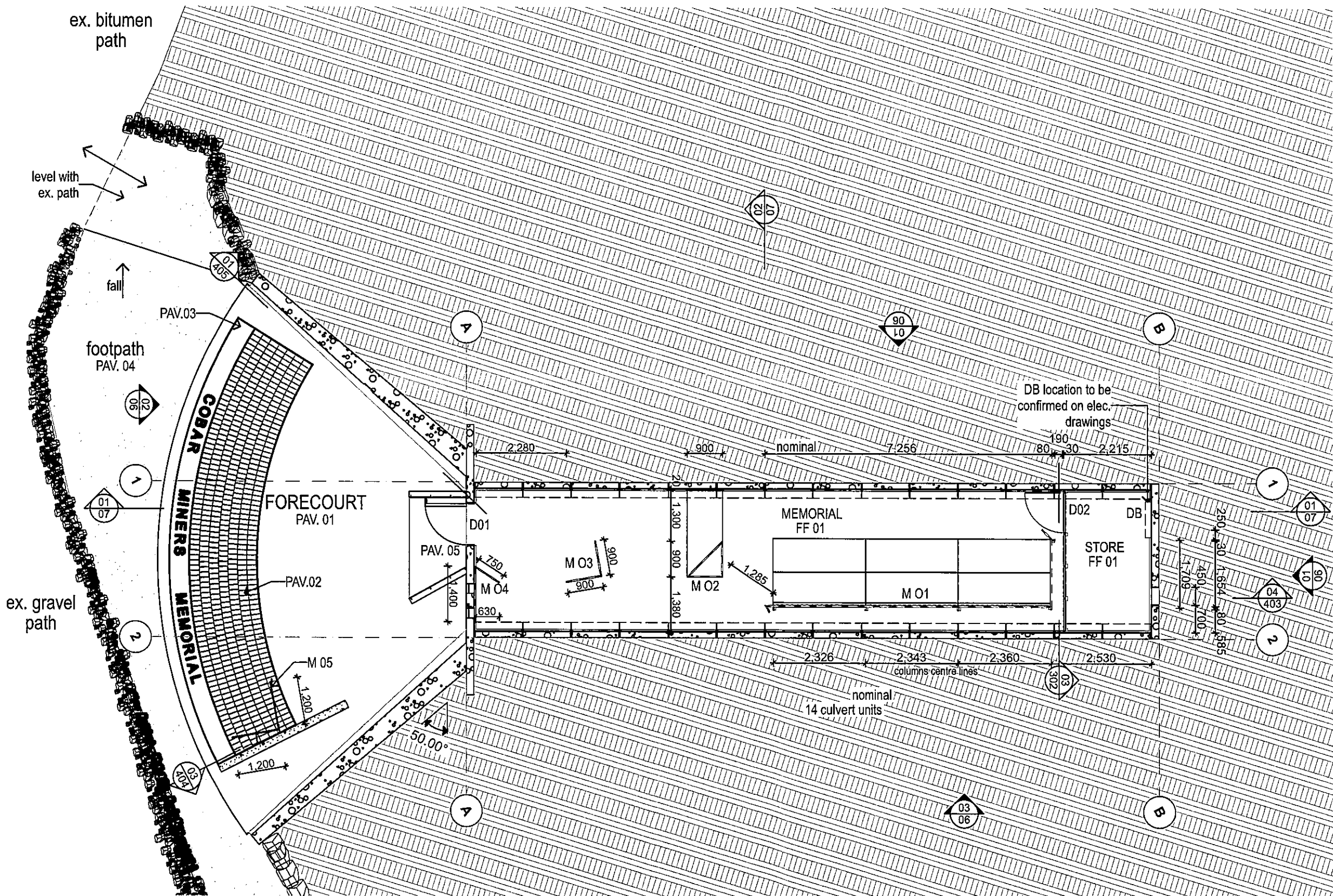
client
COBAR SHIRE COUNCIL
client details

drawing title
GROUND FLOOR PLAN
scale

status	drawing number	revision
TD	200	01
project number	drawn	checked
1006	DS	SP

project name
COBAR MINERS MEMORIAL 2
project address
COBAR NSW 2230





ABBREVIATIONS LEGEND

- CF. CEILING FINISH (01)
- COL. COLUMN
- CONC. CONCRETE
- D01. DOOR (01 - 02)
- DB. DISTRIBUTION BOARD
- EX. EXISTING
- FF. FLOOR FINISH
- HR. HANDRAIL
- LNS. LANDSCAPE SURFACE (01)
- M. MEMORIAL (01- 05)
- MF. METAL FINISH (01 - 02)
- PAV. PAVING (01 - 05)
- PERF. PERFORTAION (01 - 02)
- PC. POWDER COATED
- RL. RELATIVE LEVEL
- RW. RETAINING WALL
- WF. WALL FINISH (01 - 02)

NOTE
 M 01, M 02, M 03, M 04 are to be documented in a seperate package. M 05 documented in this package.

01 FINISHES & FITOUT PLAN
 1:100

Do not scale drawings. Use figured dimensions only. Check & verify levels and dimensions on site prior to the commencement of work, the preparation of shop drawings or the fabrication of components. This drawing is the copyright of steph pearse architect pty ltd and is protected under the Copyright Act 1968. Do not alter, reproduce or transmit in any form, or by any means without the express permission of steph pearse architect pty ltd nominated architect Stephen Pearse am 4857

revision	event	description
00	30.03.20	co-ordination
01	17.04.20	for tender



client
COBAR SHIRE COUNCIL
 client details

drawing title
FINISHES & FITOUT PLAN
 scale

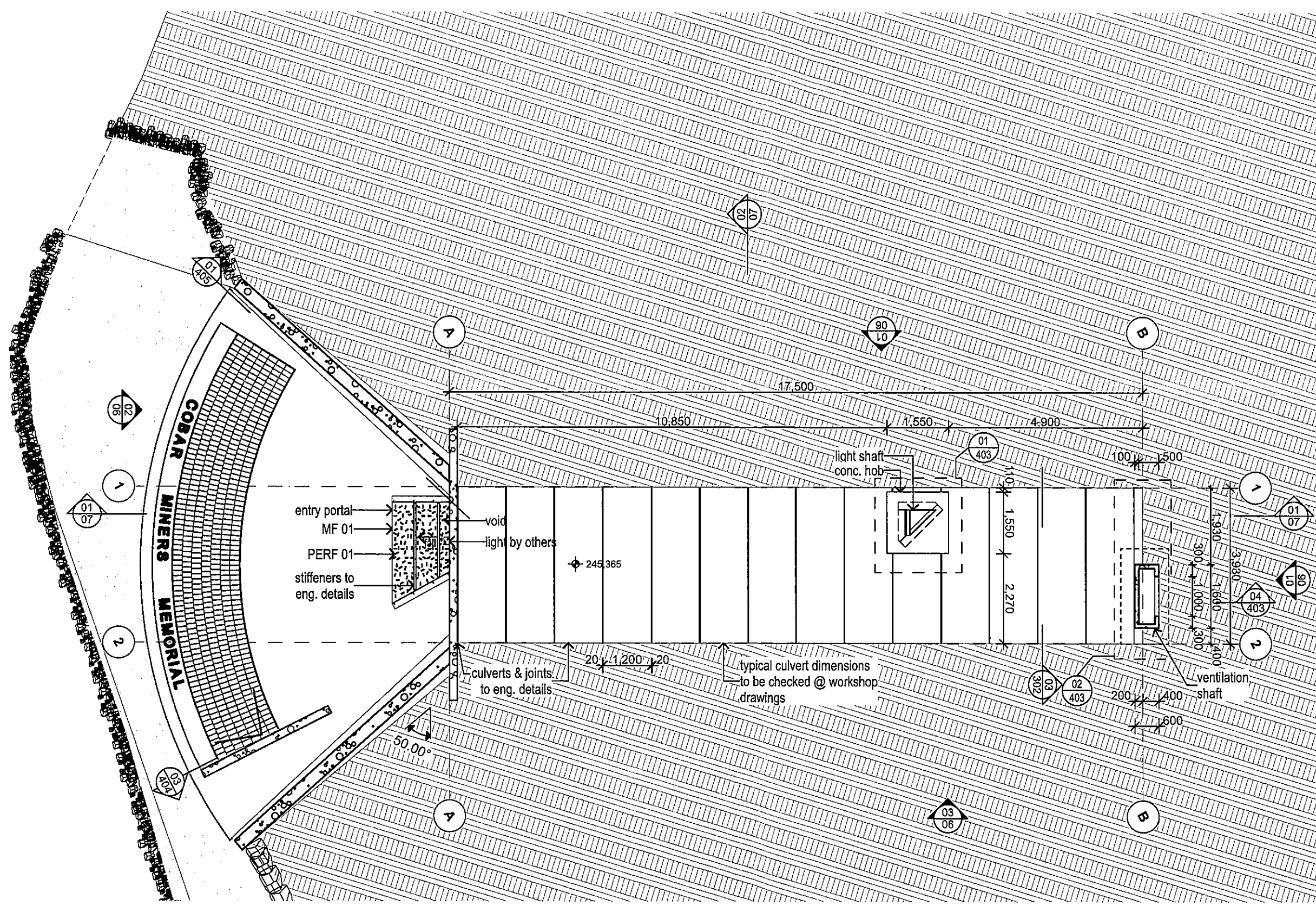
status	drawing number	revision
TD	201	01
project number	drawn	checked
1006	DS	SP

project name
COBAR MINERS MEMORIAL 2
 project address
 COBAR NSW 2230



ABBREVIATIONS LEGEND

- CF. CEILING FINISH (01)
- COL. COLUMN
- CONC. CONCRETE
- D01. DOOR (01 - 02)
- DB. DISTRIBUTION BOARD
- EX. EXISTING
- FF. FLOOR FINISH
- HR. HANDRAIL
- LNS. LANDSCAPE SURFACE (01)
- M. MEMORIAL (01- 05)
- MF. METAL FINISH (01 - 02)
- PAV. PAVING (01 - 05)
- PERF. PERFORATION (01 - 02)
- PC. POWDER COATED
- RL. RELATIVE LEVEL
- RW. RETAINING WALL
- WF. WALL FINISH (01 - 02)




01 TOP OF CULVERT
1:100

Do not scale drawings. Use figured dimensions only. Check & verify levels and dimensions on site prior to the commencement of work, the preparation of shop drawings or the fabrication of components. This drawing is the copyright of stephen pearse architect pty ltd and is protected under the Copyright Act 1968. Do not alter, reproduce or transmit in any form, or by any means without the express permission of stephen pearse architect pty ltd nominated architect Stephen Pearse am 4857

revision	event	description
00	30.03.20	co-ordination
01	17.04.20	for tender

client	COBAR SHIRE COUNCIL
client details	
drawing title	TOP OF CULVERT
scale	
status	TD
drawing number	202
revision	01
project name	COBAR MINERS MEMORIAL 2
project address	COBAR NSW 2230

project number	1006	drawn	DS	checked	SP	issued	SP
----------------	------	-------	----	---------	----	--------	----

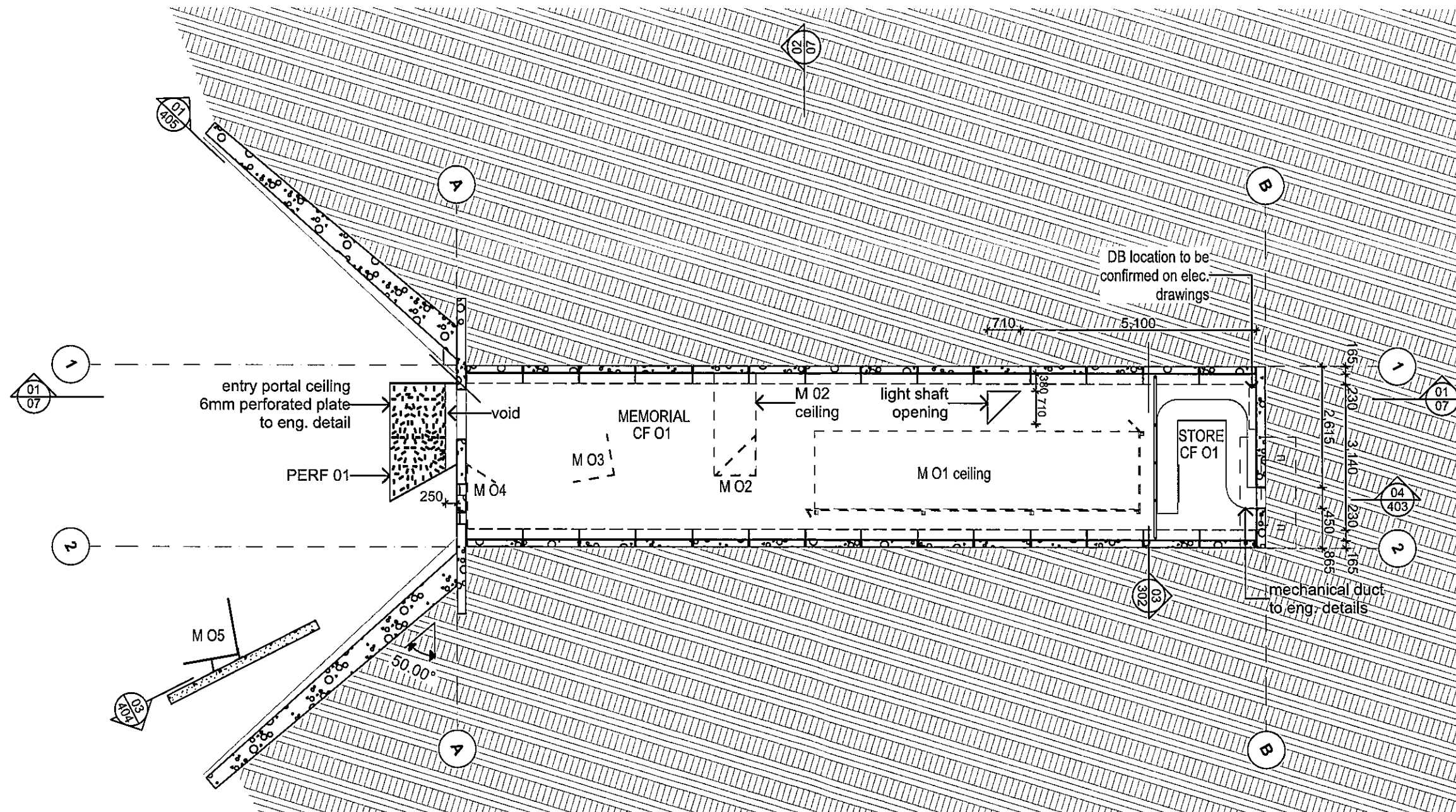


stephen pearse architect pty ltd
nominated architect stephen pearse am 4857
architecture@stephenpearse.com
+ 61 402 906 787
www.stephenpearse.com.au

ABBREVIATIONS LEGEND

- CF. CEILING FINISH (01)
- COL. COLUMN
- CONC. CONCRETE
- D01. DOOR (01 - 02)
- DB. DISTRIBUTION BOARD
- EX. EXISTING
- FF. FLOOR FINISH
- HR. HANDRAIL
- LNS. LANDSCAPE SURFACE (01)
- M. MEMORIAL (01- 05)
- MF. METAL FINISH (01 - 02)
- PAV. PAVING (01 - 05)
- PERF. PERFORTAION (01 - 02)
- PC. POWDER COATED
- RL. RELATIVE LEVEL
- RW. RETAINING WALL
- WF. WALL FINISH (01 - 02)

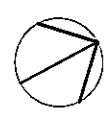
NOTE
 M 01, M 02, M 03, M04 are to be documented in a seperate package. M05 documented in this package.



01 REFLECTED CEILING PLAN
 1:100

Do not scale drawings. Use figured dimensions only. Check & verify levels and dimensions on site prior to the commencement of work, the preparation of shop drawings or the fabrication of components. This drawing is the copyright of stave pearse architect pty ltd and is protected under the Copyright Act 1968. Do not alter, reproduce or transmit in any form, or by any means without the express permission of stave pearse architect pty ltd nominated architect Stephen Pearse am 4857

revision	event	description
00	30.03.20	co-ordination
01	17.04.20	for tender



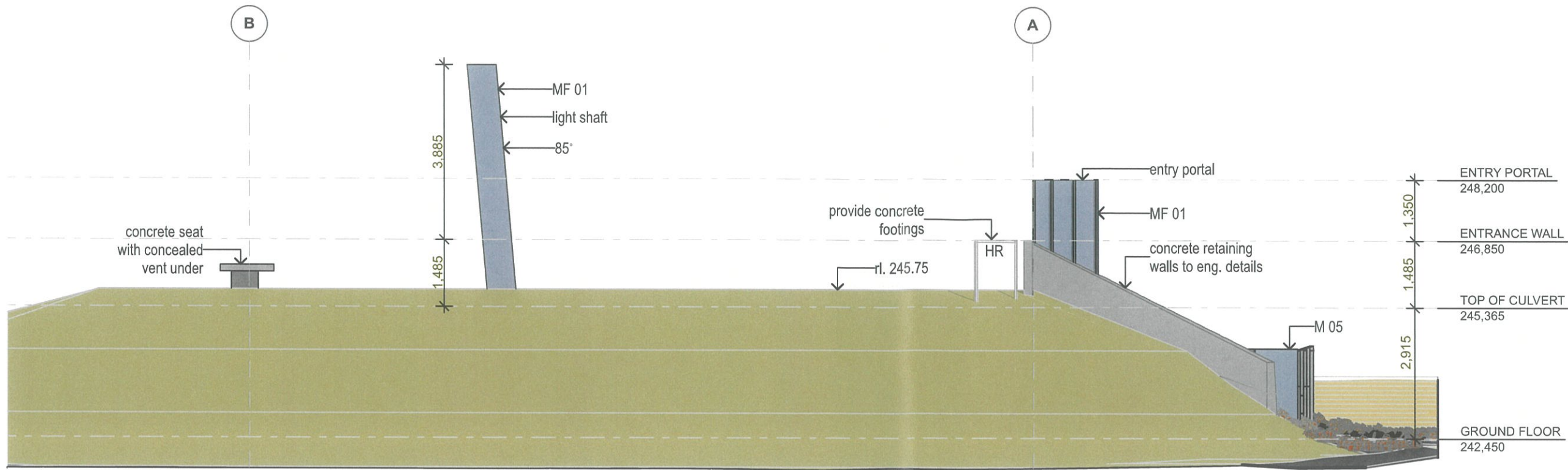
client
COBAR SHIRE COUNCIL
 client details

drawing title
REFLECTED CEILING PLAN
 scale

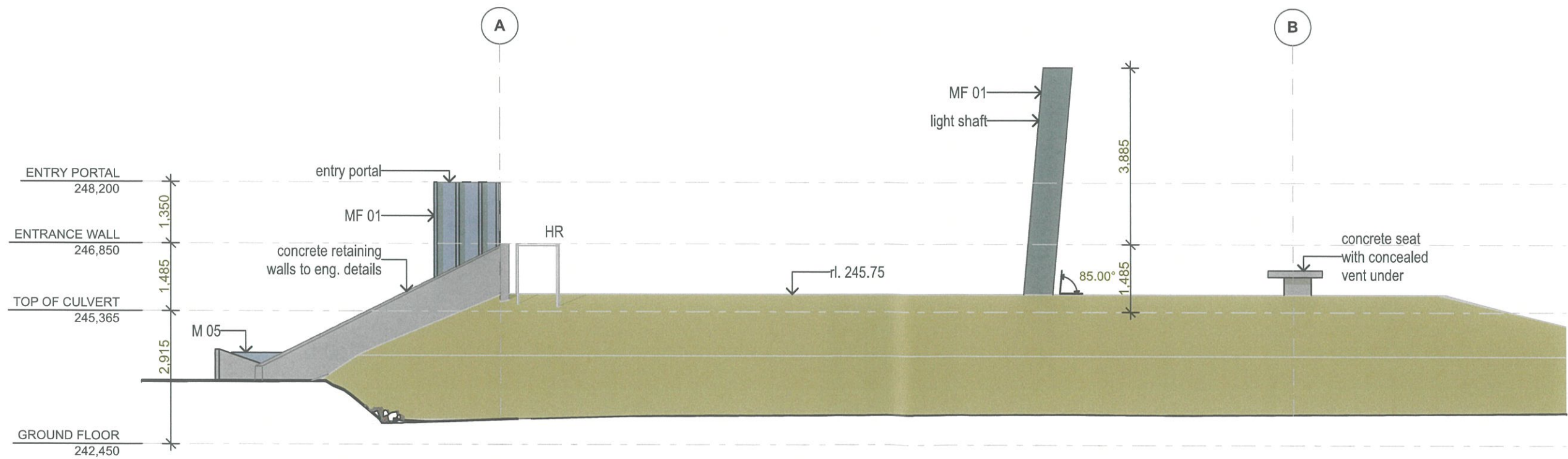
status	drawing number	revision
TD	203	01
project number	drawn	checked
1006	DS	SP

project name
COBAR MINERS MEMORIAL 2
 project address
 COBAR NSW 2230





01 WEST ELEVATION
1:100



02 EAST ELEVATION
1:100

Do not scale drawings. Use figured dimensions only. Check & verify levels and dimensions on site prior to the commencement of work, the preparation of shop drawings or the fabrication of components. This drawing is the copyright of stephen perse architect pty ltd and is protected under the Copyright Act 1968. Do not alter, reproduce or transmit in any form, or by any means without the express permission of stephen perse architect pty ltd nominated architect Stephen Pearse am 4857

revision	event	description
00	30.03.20	co-ordination
01	17.04.20	for tender

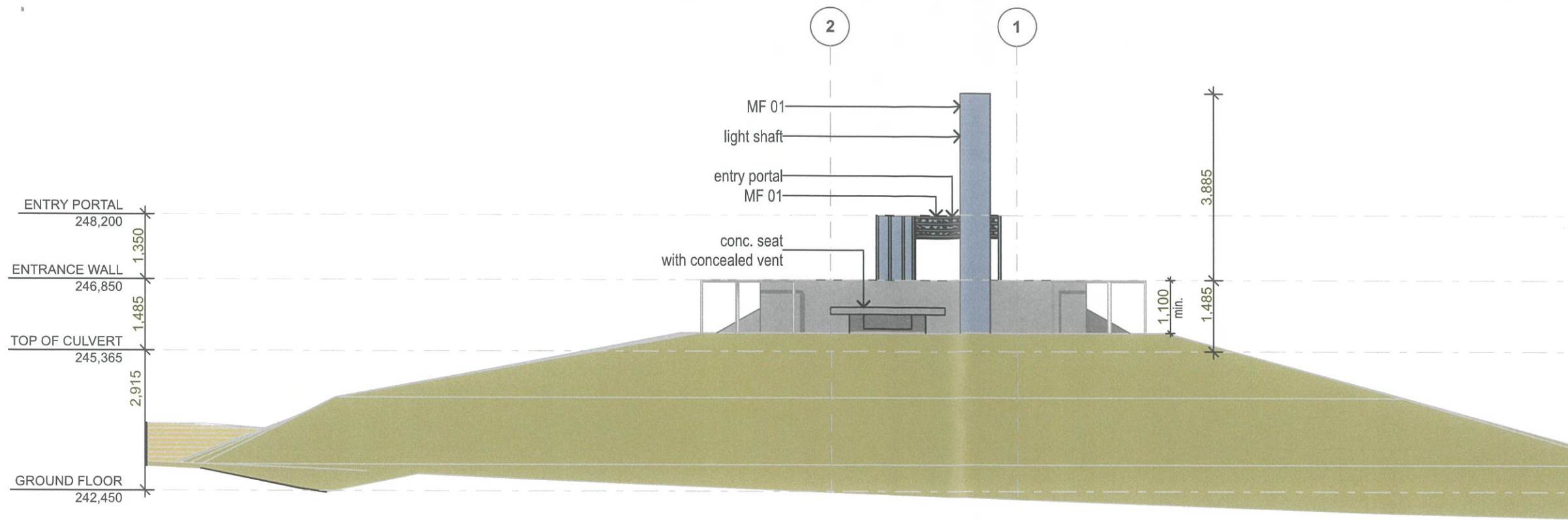
client
COBAR SHIRE COUNCIL
client details

drawing title
ELEVATIONS (1)
scale

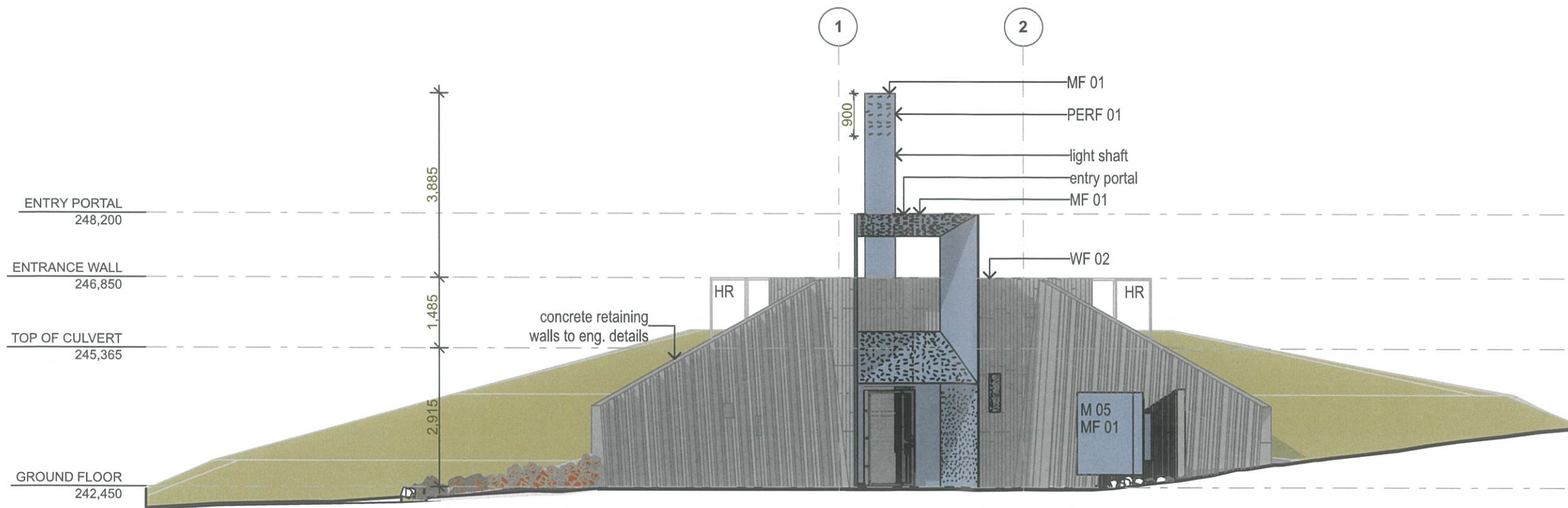
status	drawing number	revision
TD	300	01
project number	drawn	checked
1006	DS	SP
issued	SP	

project name
COBAR MINERS MEMORIAL 2
project address
COBAR NSW 2230

SPA
stephen perse architect pty ltd
nominated architect stephen perse am 4857
architecture@stephenperse.com
+ 61 402 908 797
www.stephenperse.com.au



01 NORTH ELEVATION
1:100



02 SOUTH ELEVATION
1:100

ABBREVIATIONS LEGEND

CF.	CEILING FINISH (01)
COL.	COLUMN
CONC.	CONCRETE
D01.	DOOR (01 - 02)
DB.	DISTRIBUTION BOARD
EX.	EXISTING
FF.	FLOOR FINISH
HR.	HANDRAIL
LNS.	LANDSCAPE SURFACE (01)
M.	MEMORIAL (01- 05)
MF.	METAL FINISH (01 - 02)
PAV.	PAVING (01 - 05)
PERF.	PERFORATION (01 - 02)
PC.	POWDER COATED
RL.	RELATIVE LEVEL
RW.	RETAINING WALL
WF.	WALL FINISH (01 - 02)

Do not scale drawings. Use figured dimensions only. Check & verify levels and dimensions on site prior to the commencement of work, the preparation of shop drawings or the fabrication of components. This drawing is the copyright of stephen pearse architect pty ltd and is protected under the Copyright Act 1968. Do not alter, reproduce or transmit in any form, or by any means without the express permission of stephen pearse architect pty ltd nominated architect. Stephen Pearse am 4857

revision	event	description
00	30.03.20	co-ordination
01	17.04.20	for tender

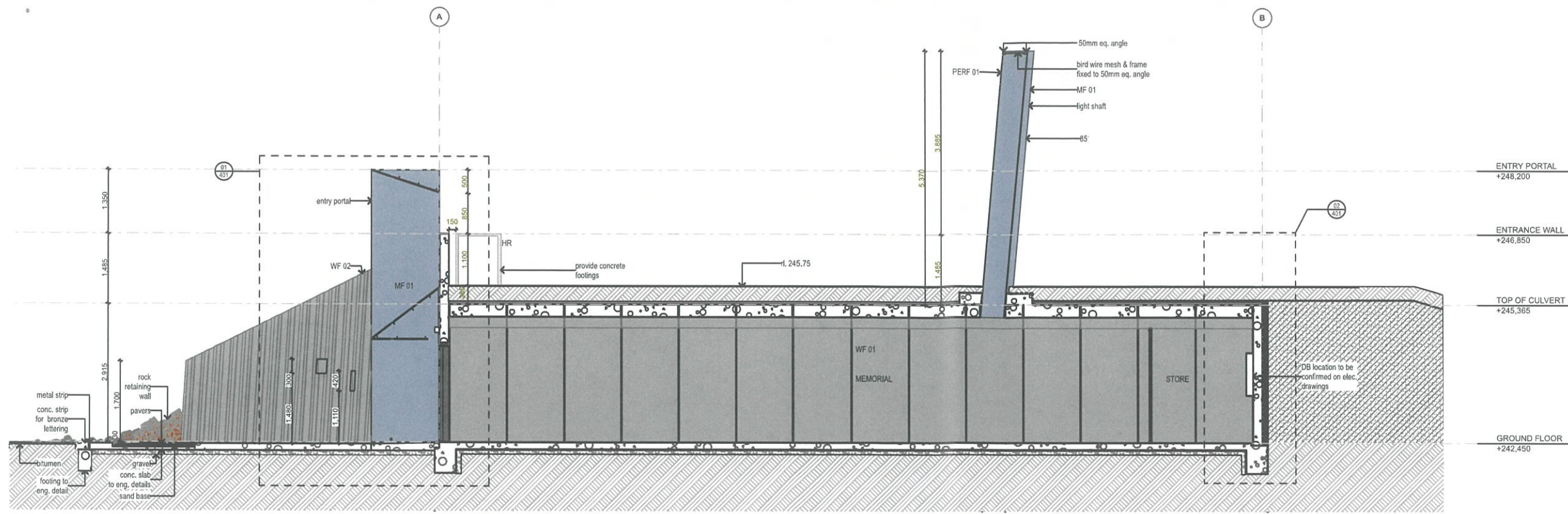
client
COBAR SHIRE COUNCIL
client details

drawing title
ELEVATIONS (2)
scale

status	drawing number	revision
TD	301	01
project number	drawn	checked
1006	DS	SP

project name
COBAR MINERS MEMORIAL 2
project address
COBAR NSW 2230

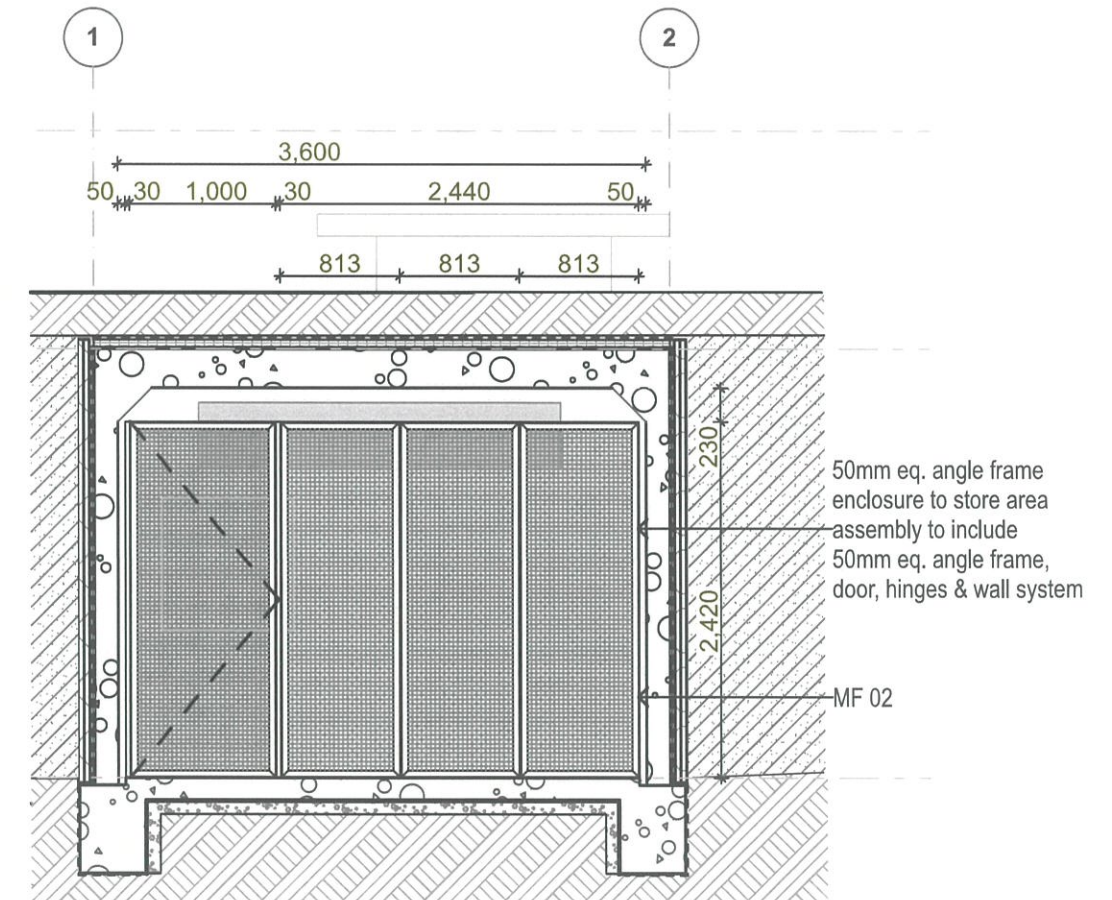
SPA
stephen pearse architect pty ltd
nominated architect stephen pearse am 4857
architects@stephenpearse.com
+61 422 958 797
www.stephenpearse.com.au



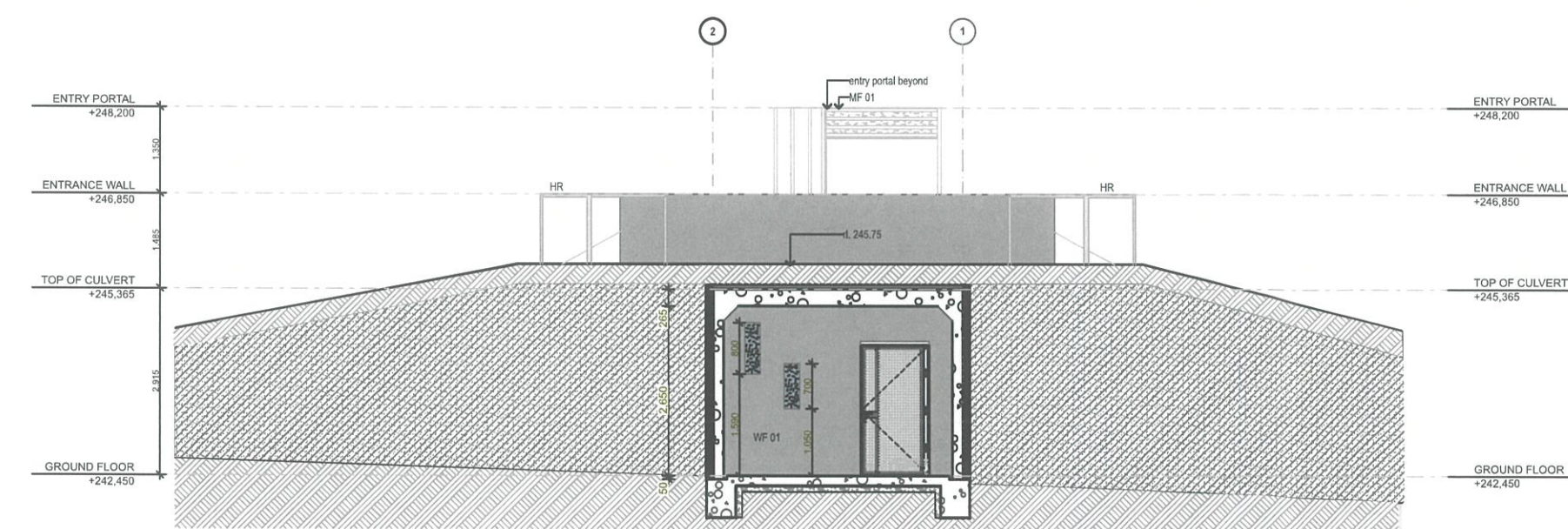
ABBREVIATIONS LEGEND

CF.	CEILING FINISH (01)
COL.	COLUMN
CONC.	CONCRETE
D01.	DOOR (01 - 02)
DB.	DISTRIBUTION BOARD
EX.	EXISTING
FF.	FLOOR FINISH
HR.	HANDRAIL
LNS.	LANDSCAPE SURFACE (01)
M.	MEMORIAL (01- 05)
MF.	METAL FINISH (01 - 02)
PAV.	PAVING (01 - 05)
PERF.	PERFORATION (01 - 02)
PC.	POWDER COATED
RL.	RELATIVE LEVEL
RW.	RETAINING WALL
WF.	WALL FINISH (01 - 02)

01 SECTION A
1:100



03 SECTION C
1:50



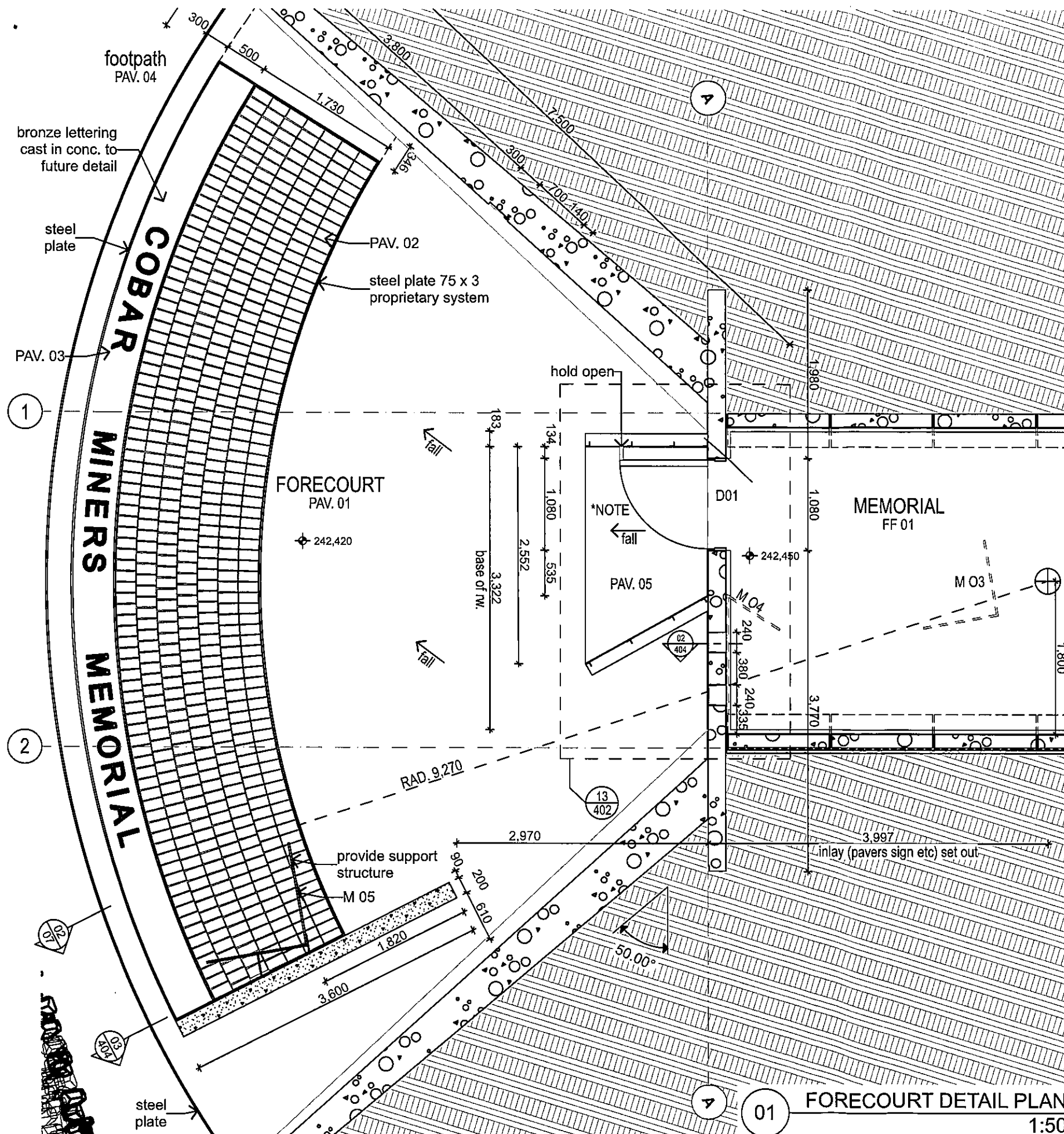
02 SECTION B
1:100

Do not scale drawings. Use figured dimensions only. Check & verify levels and dimensions on site prior to the commencement of work, the preparation of shop drawings or the fabrication of components. This drawing is the copyright of stephen perse architect pty ltd and is protected under the Copyright Act 1968. Do not alter, reproduce or transmit in any form, or by any means without the express permission of stephen perse architect pty ltd nominated architect Stephen Pearse am 4857

revision	event	description
00	30.03.20	co- ordination
01	17.04.20	for tender

client	COBAR SHIRE COUNCIL
client details	
drawing title	SECTIONS
scale	
status	TD
drawing number	302
revision	01
project name	COBAR MINERS MEMORIAL 2
project address	COBAR NSW 2230
project number	1006
drawn	DS
checked	SP
issued	SP

<p>stephen perse architect pty ltd nominated architect stephen perse am 4857 architects@stephenperse.com + 61 422 959 737 www.stephenperse.com.au</p>	<p>status</p> <p>drawing number</p> <p>revision</p> <p>project name</p> <p>project address</p>
	<p>TD</p> <p>302</p> <p>01</p> <p>COBAR MINERS MEMORIAL 2</p> <p>COBAR NSW 2230</p>



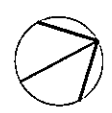
ABBREVIATIONS LEGEND

- CF. CEILING FINISH (01)
- COL. COLUMN
- CONC. CONCRETE
- D01. DOOR (01 - 02)
- DB. DISTRIBUTION BOARD
- EX. EXISTING
- FF. FLOOR FINISH
- HR. HANDRAIL
- LNS. LANDSCAPE SURFACE (01)
- M. MEMORIAL (01- 05)
- MF. METAL FINISH (01 - 02)
- PAV. PAVING (01 - 05)
- PERF. PERFORTAION (01 - 02)
- PC. POWDER COATED
- RL. RELATIVE LEVEL
- RW. RETAINING WALL
- WF. WALL FINISH (01 - 02)

Note: Door set out. portal dimensions are critical for universal access. Site measure concrete prior to workshop drawings for portal & door to ensure compliance

Do not scale drawings. Use figured dimensions only. Check & verify levels and dimensions on site prior to the commencement of work, the preparation of shop drawings or the fabrication of components. This drawing is the copyright of stephen pearse architect pty ltd and is protected under the Copyright Act 1968. Do not alter, reproduce or transmit in any form, or by any means without the express permission of stephen pearse architect pty ltd nominated architect Stephen Pearse am 4857

revision	event	description
00	30.03.20	co-ordination
01	17.04.20	for tender



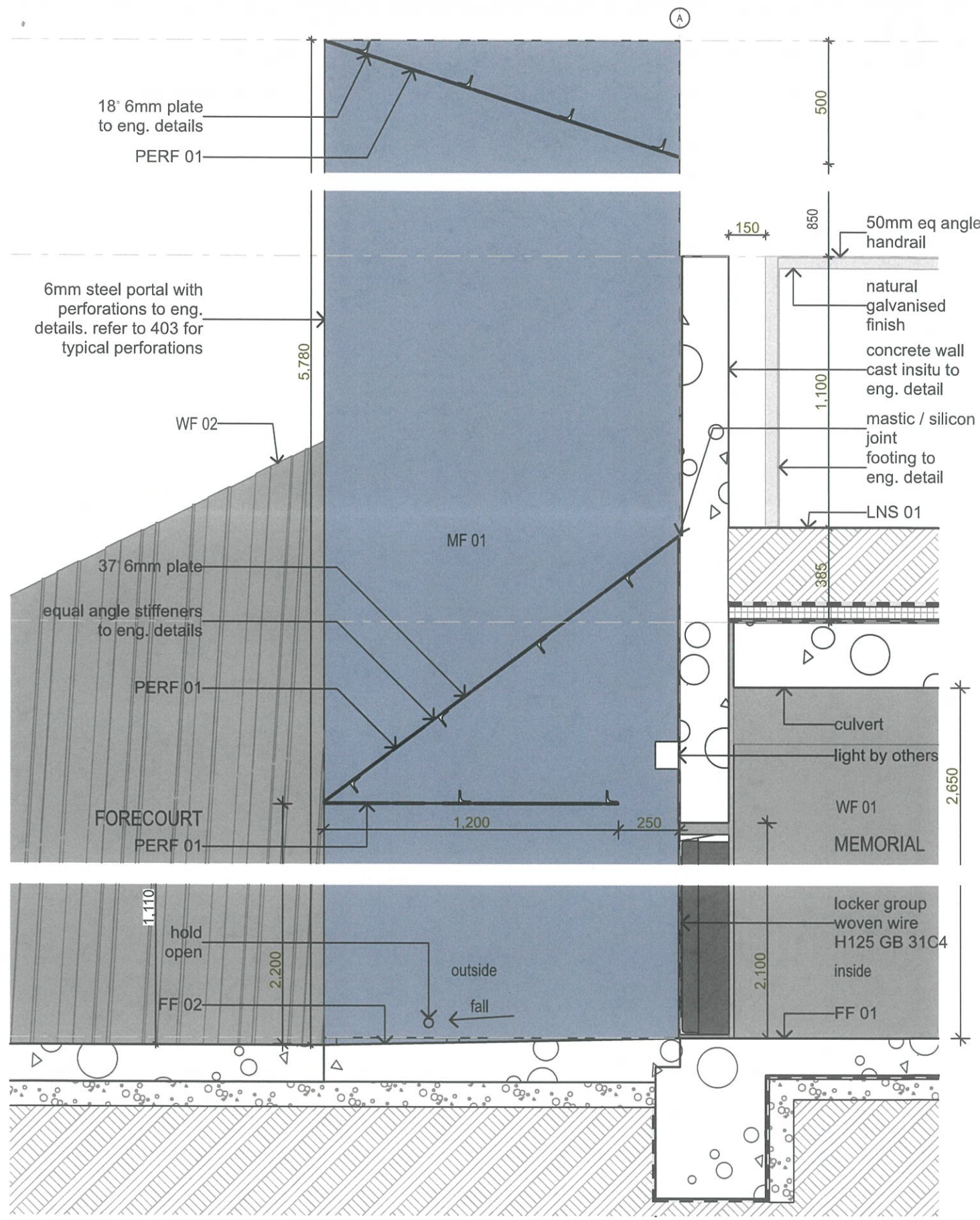
client
COBAR SHIRE COUNCIL
client details

drawing title
ENTRANCE PLAN DETAIL
scale

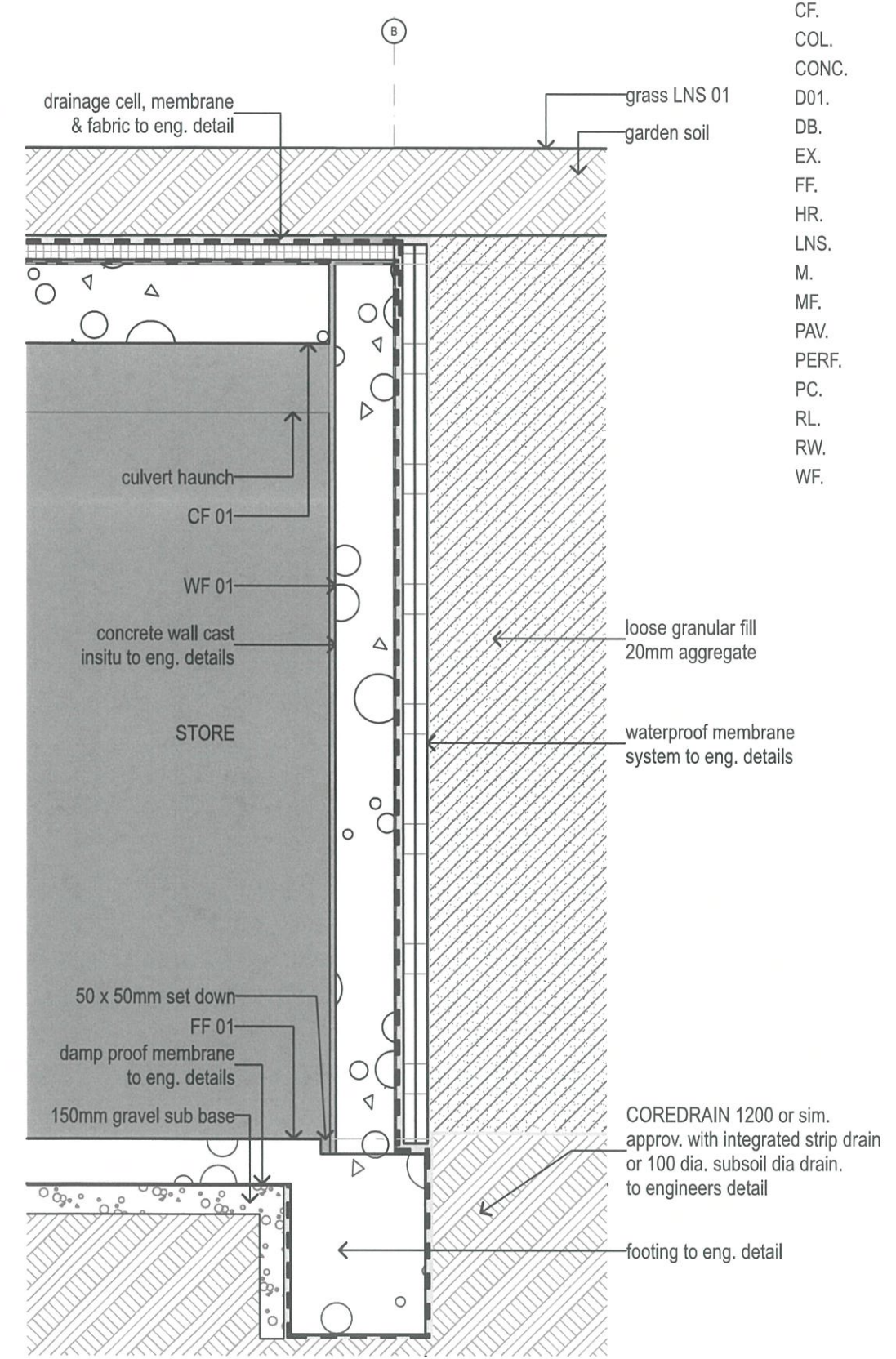
status	drawing number	revision
TD	400	01
project number	drawn	checked
1008	DS	SP

project name
COBAR MINERS MEMORIAL 2
project address
COBAR NSW 2230





01 SECTION DETAIL 1
1:20



02 SECTION DETAIL 2
1:20

ABBREVIATIONS LEGEND

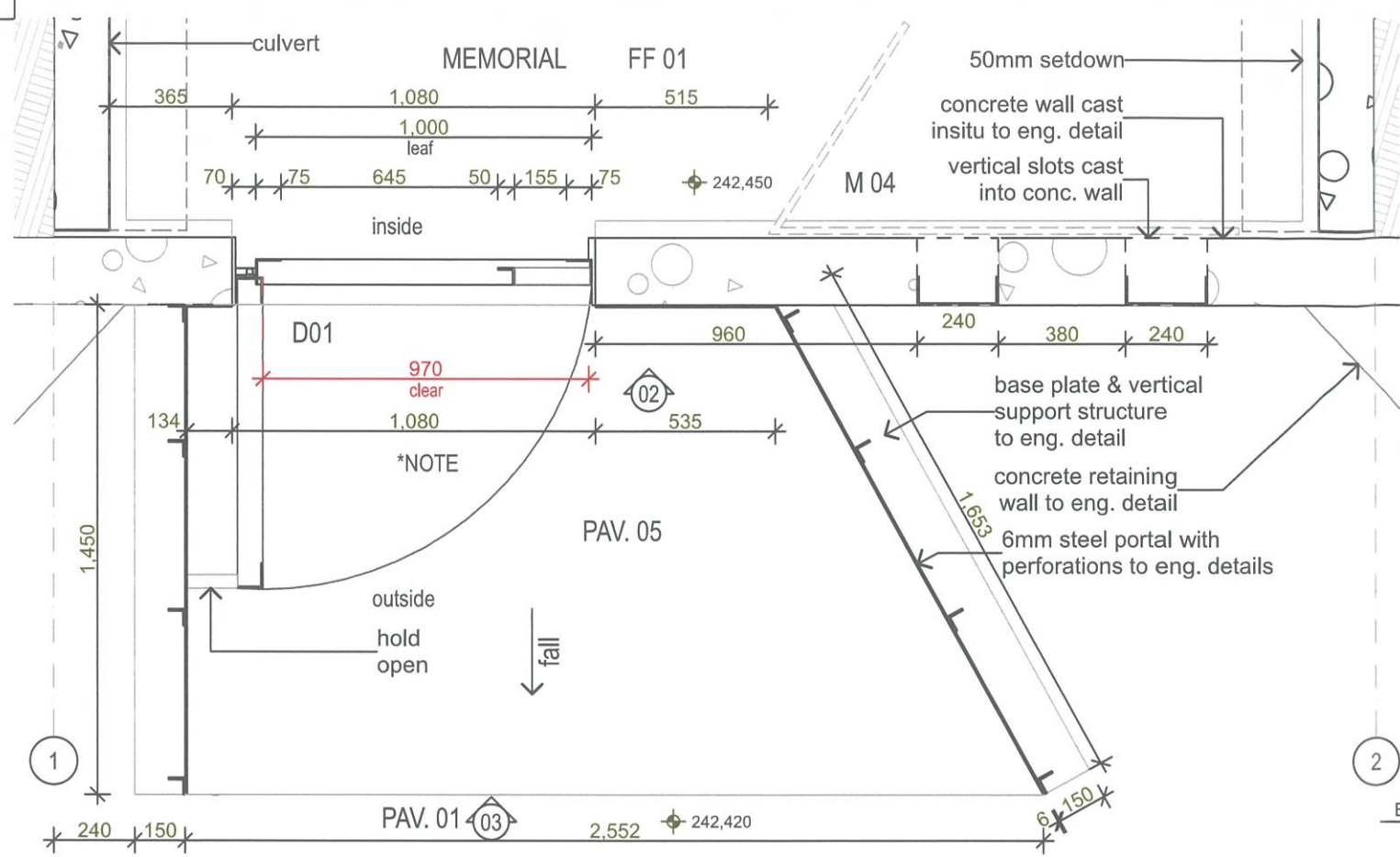
CF.	CEILING FINISH (01)
COL.	COLUMN
CONC.	CONCRETE
D01.	DOOR (01 - 02)
DB.	DISTRIBUTION BOARD
EX.	EXISTING
FF.	FLOOR FINISH
HR.	HANDRAIL
LNS.	LANDSCAPE SURFACE (01)
M.	MEMORIAL (01- 05)
MF.	METAL FINISH (01 - 02)
PAV.	PAVING (01 - 05)
PERF.	PERFORATION (01 - 02)
PC.	POWDER COATED
RL.	RELATIVE LEVEL
RW.	RETAINING WALL
WF.	WALL FINISH (01 - 02)

Do not scale drawings. Use figured dimensions only. Check & verify levels and dimensions on site prior to the commencement of work, the preparation of shop drawings or the fabrication of components. This drawing is the copyright of steve pearse architect pty ltd and is protected under the Copyright Act 1968. Do not alter, reproduce or transmit in any form, or by any means without the express permission of stephen pearse architect pty ltd nominated architect Stephen Pearse am 4857

revision	event	description
00	30.03.20	co-ordination
01	17.04.20	for tender

client	COBAR SHIRE COUNCIL
client details	
drawing title	SECTION DETAILS
scale	
status	TD
drawing number	401
revision	01
project name	COBAR MINERS MEMORIAL 2
project address	COBAR NSW 2230
project number	1006
drawn	DS
checked	SP
issued	SP

stephen pearse architect pty ltd
 nominated architect stephen pearse am 4857
 architecture@stephenpearse.com
 + 61 402 958 797
 www.stephenpearse.com.au



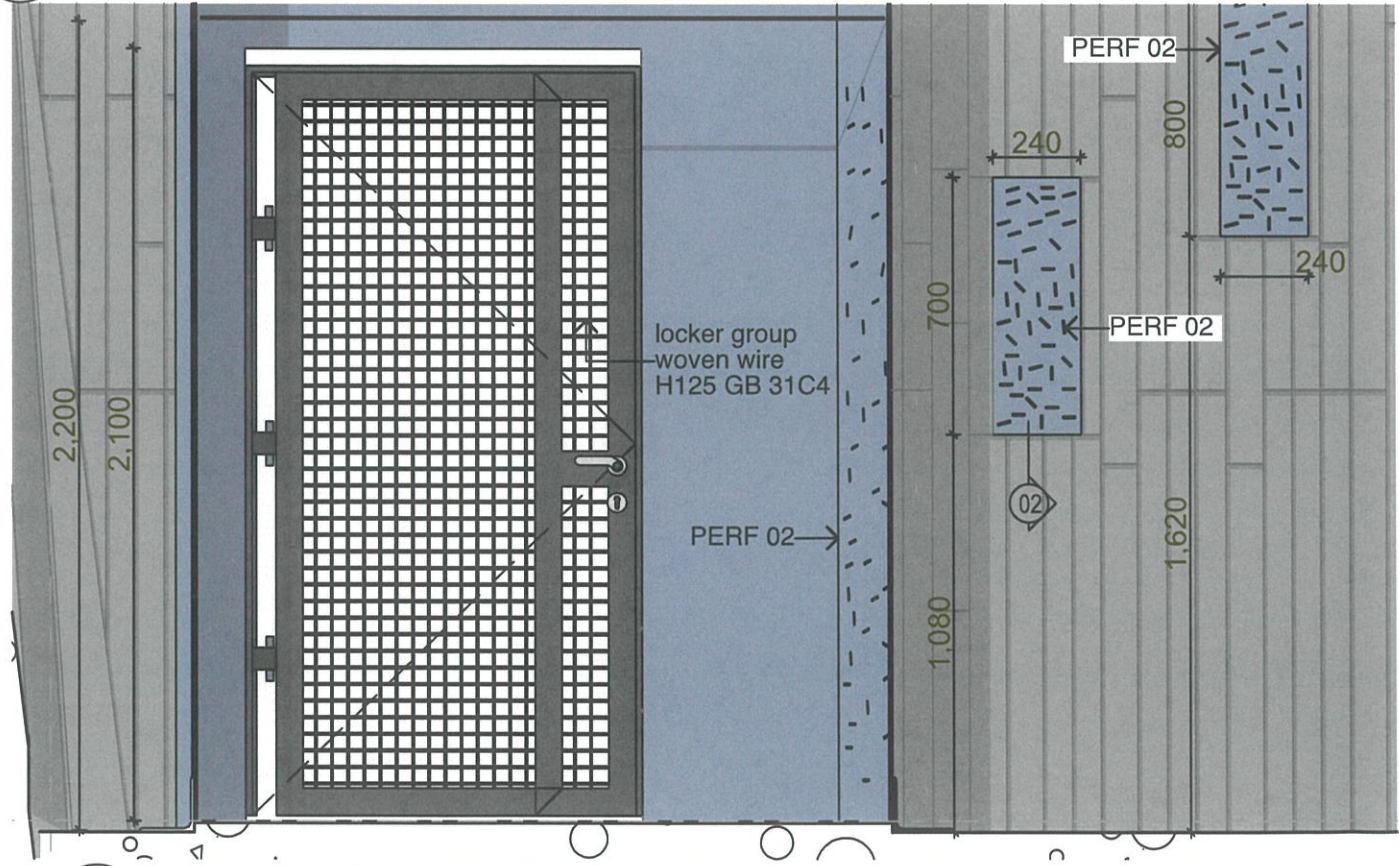
Note: Door set out, portal dimensions are critical for universal access. Site measure concrete prior to workshop drawings for portal & door to ensure compliance

Steel fabricator to include at workshop drawings all set outs for specified hardware to meet fire safety and compliance requirements. The lock box set outs for latches etc are to all be coordinated with the actual fitting prior to fabrication to ensure appropriate fit and operation prior to final on site installation.

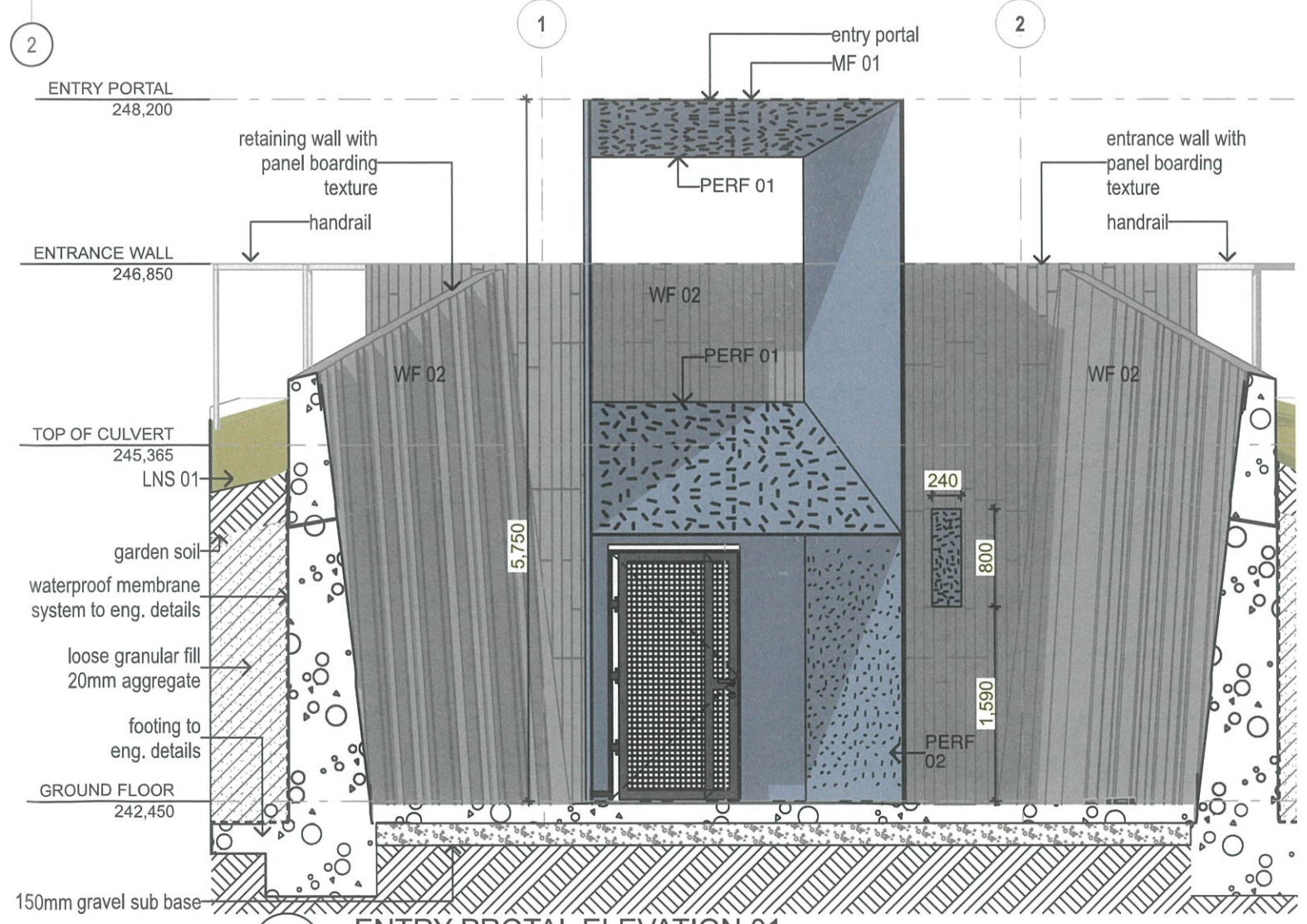
ABBREVIATIONS LEGEND

CF.	CEILING FINISH (01)
COL.	COLUMN
CONC.	CONCRETE
D01.	DOOR (01 - 02)
DB.	DISTRIBUTION BOARD
EX.	EXISTING
FF.	FLOOR FINISH
HR.	HANDRAIL
LNS.	LANDSCAPE SURFACE (01)
M.	MEMORIAL (01- 05)
MF.	METAL FINISH (01 - 02)
PAV.	PAVING (01 - 05)
PERF.	PERFORATION (01 - 02)
PC.	POWDER COATED
RL.	RELATIVE LEVEL
RW.	RETAINING WALL
WF.	WALL FINISH (01 - 02)

01 ENTRY PORTAL PLAN 1:20



02 ENTRY DOOR ELEVATION 1:20



03 ENTRY PORTAL ELEVATION 01 1:50

Do not scale drawings. Use figured dimensions only. Check & verify levels and dimensions on site prior to the commencement of work, the preparation of shop drawings or the fabrication of components. This drawing is the copyright of stephen perse architect pty ltd and is protected under the Copyright Act 1968. Do not alter, reproduce or transmit in any form, or by any means without the express permission of stephen perse architect pty ltd nominated architect Stephen Pearse am 4857

revision	event	description
00	30.03.20	co-ordination
01	17.04.20	for tender

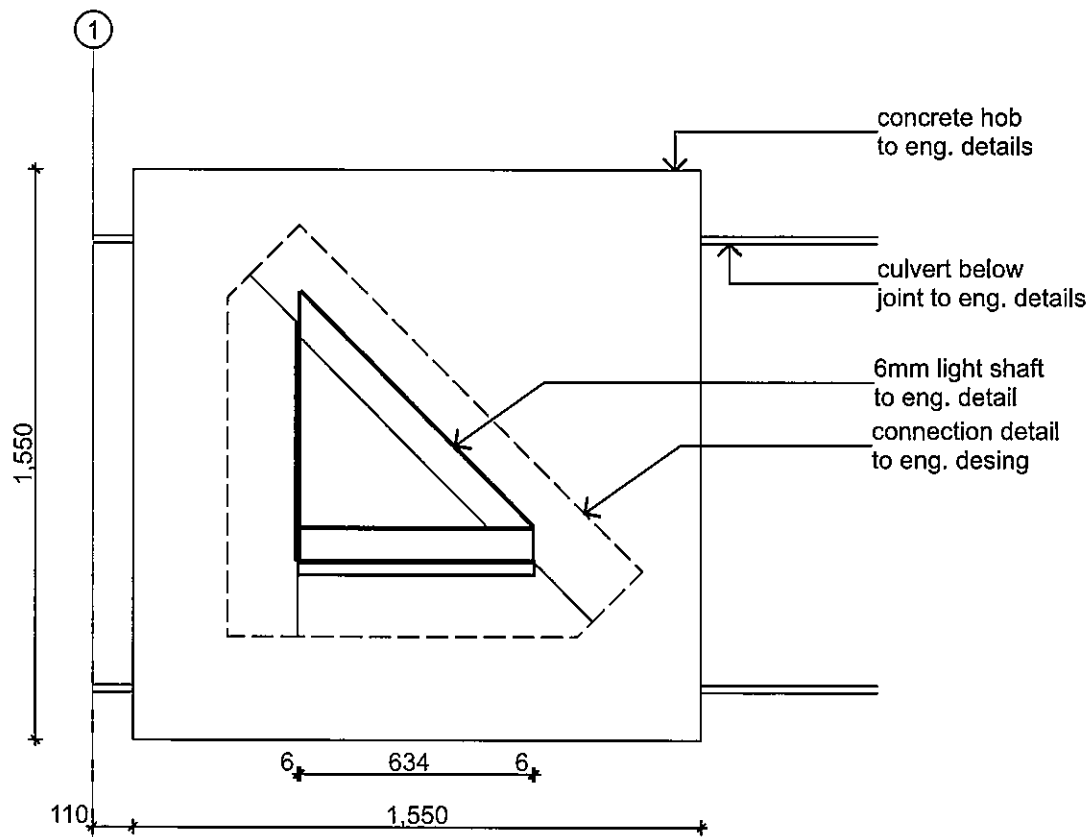
client
COBAR SHIRE COUNCIL
client details

drawing title
ENTRY PORTAL DETAILS
scale

status	drawing number	revision	project name
TD	402	01	COBAR MINERS MEMORIAL 2
project number	drawn	checked	issued
1006	DS	SP	SP

project address
COBAR NSW 2230

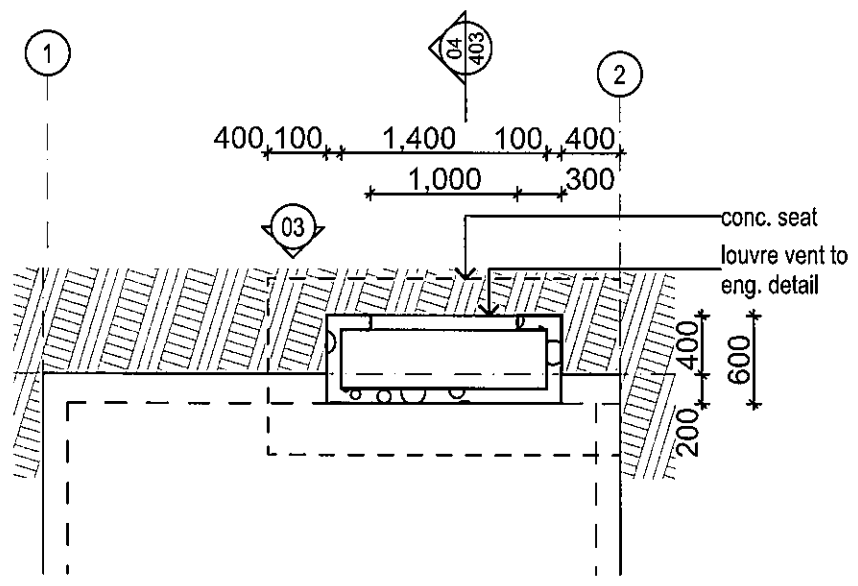
stephen perse architect pty ltd
nominated architect stephen perse am 4857
architecture@stephenperse.com
+61 402 959 797
www.stephenperse.com.au



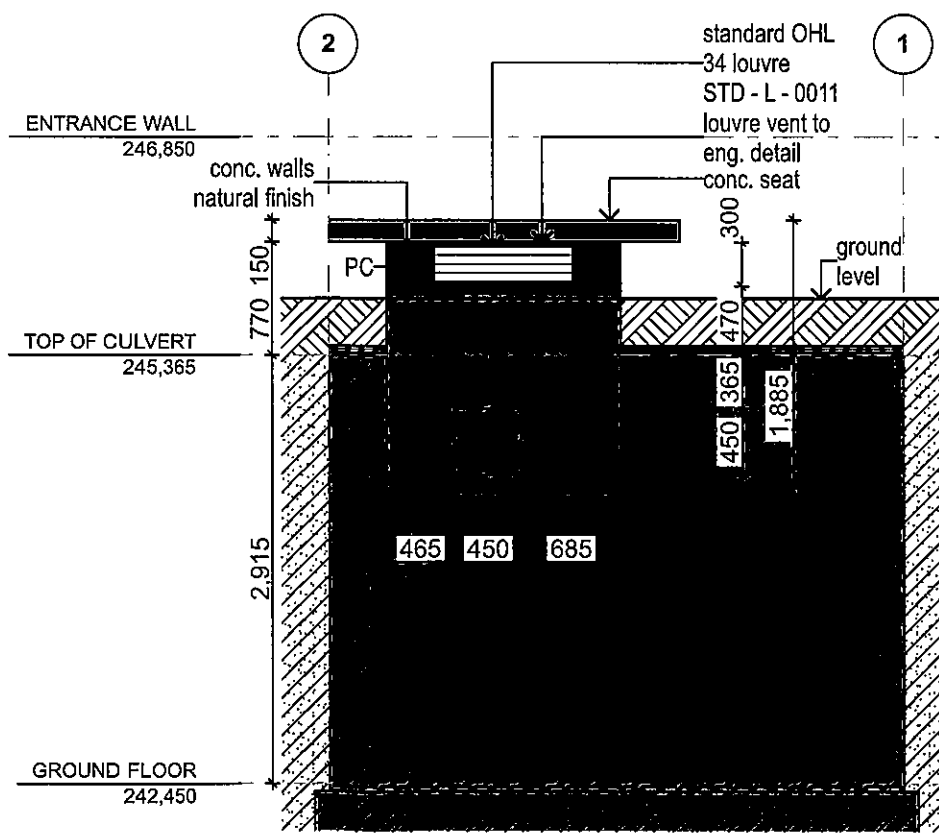
01 LIGHT SHAFT PLAN 1:20

ABBREVIATIONS LEGEND

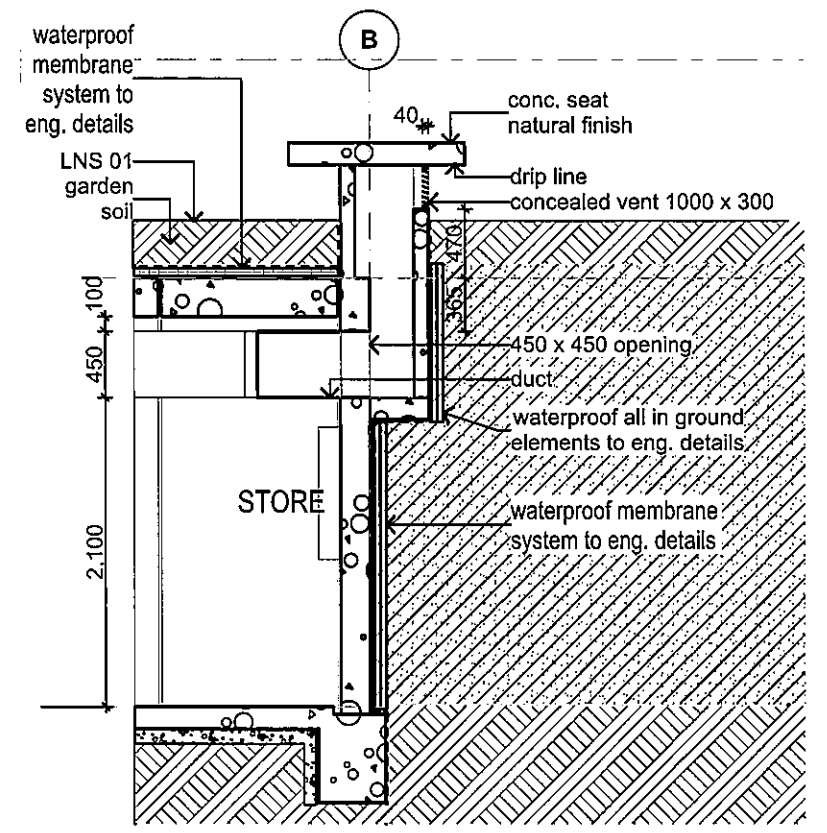
CF.	CEILING FINISH (01)
COL.	COLUMN
CONC.	CONCRETE
D01.	DOOR (01 - 02)
DB.	DISTRIBUTION BOARD
EX.	EXISTING
FF.	FLOOR FINISH
HR.	HANDRAIL
LNS.	LANDSCAPE SURFACE (01)
M.	MEMORIAL (01- 05)
MF.	METAL FINISH (01 - 02)
PAV.	PAVING (01 - 05)
PERF.	PERFORATION (01 - 02)
PC.	POWDER COATED
RL.	RELATIVE LEVEL
RW.	RETAINING WALL
WF.	WALL FINISH (01 - 02)



02 CONCRETE SEAT PLAN 1:50



03 CONCRETE SEAT ELEVATION 1:50



04 CONCRETE SEAT SECTION 1:50

Do not scale drawings. Use figured dimensions only. Check & verify levels and dimensions on site prior to the commencement of work, the preparation of shop drawings or the fabrication of components. This drawing is the copyright of stephen pearse architect pty ltd and is protected under the Copyright Act 1968. Do not alter, reproduce or transmit in any form, or by any means without the express permission of stephen pearse architect pty ltd nominated architect Stephen Pearse am 4857

revision	date	description
00	30.03.20	co-ordination
01	17.04.20	for tender

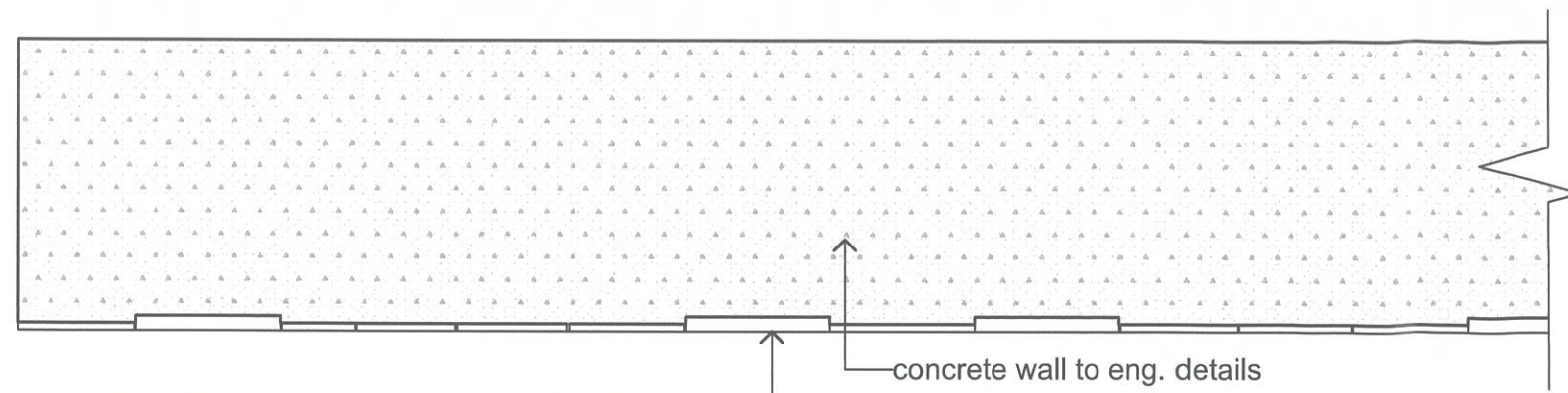
client
COBAR SHIRE COUNCIL
client details

drawing title
LIGHT SHAFT & SEAT DETAILS
scale

status	drawing number	revision
TD	403	01
project number	drawn	checked
1006	DS	SP

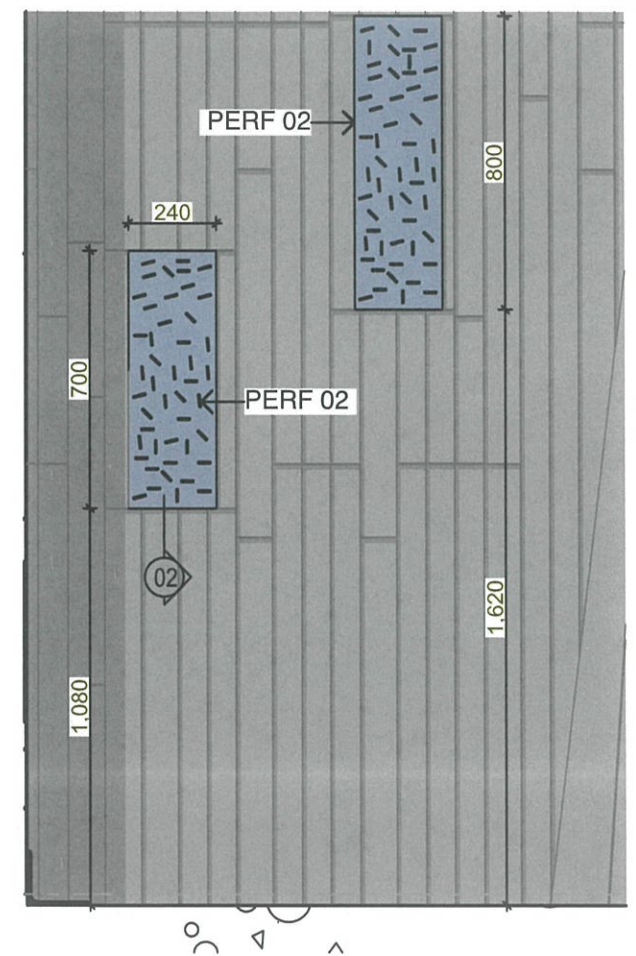
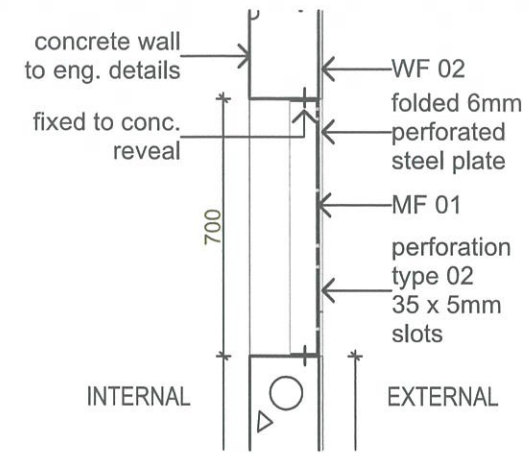
project name
COBAR MINERS MEMORIAL 2
project address
COBAR NSW 2230

SPA
stephen pearse architect pty ltd
nominated architect stephen pearse
am 4857
architecture@stephenpearse.com
+ 61 492 908 777
www.stephenpearse.com.au

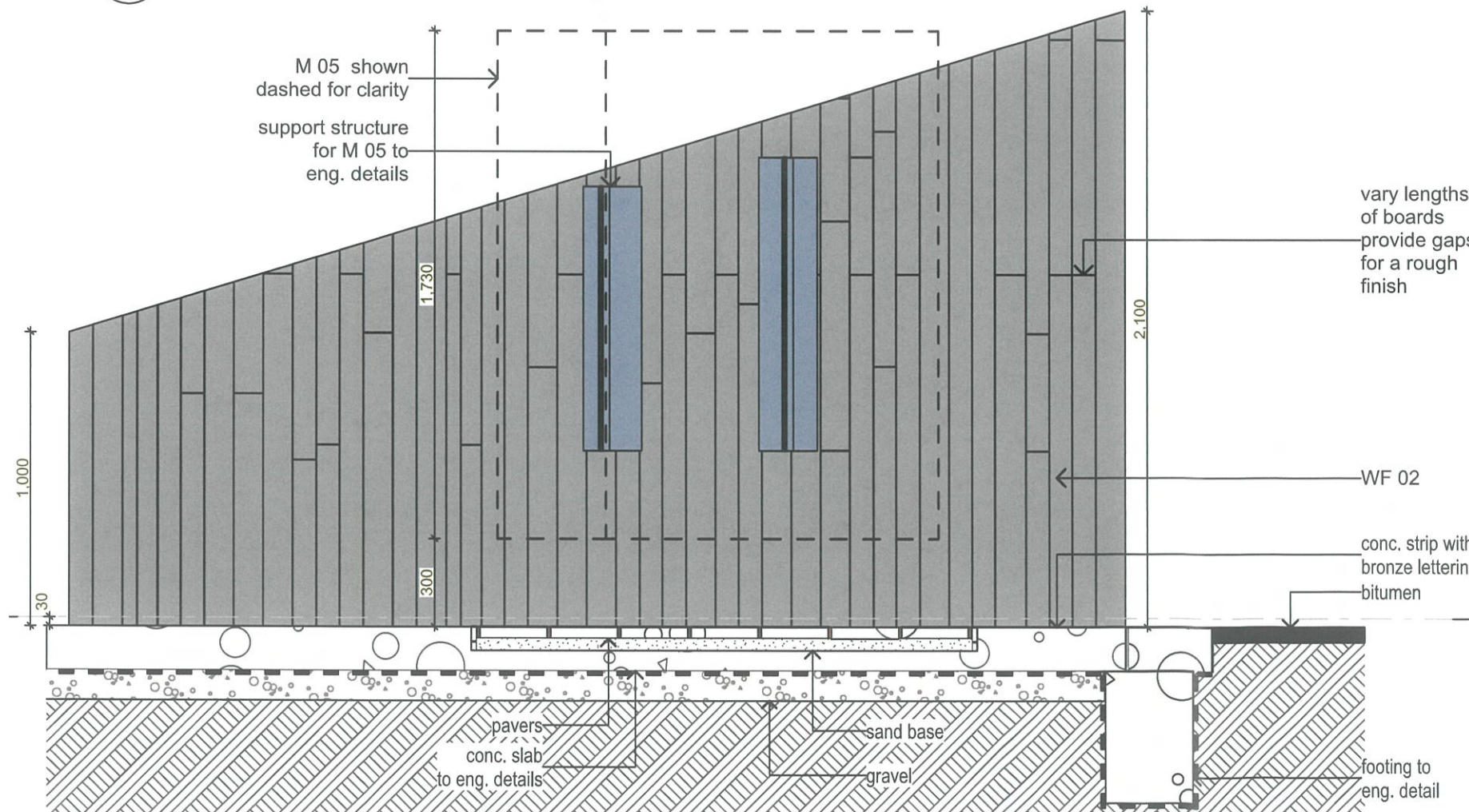


80 1 100 1 50 1 68 2 75 2 80 1
 typical can be varied see 04 sample image

TYPICAL PROFILE
 deep grained timber in standard sizes
 inlaid 5 - 10mm into concrete.
 provide gaps between boards to achieve
 a rough finish
 provide a sample of formwork prior to
 commencement of main works



01 TYPICAL FORMWORK PLAN
 WF 02 1:5



vary lengths
 of boards
 provide gaps
 for a rough
 finish

02 TYPICAL WALL PENETRATION
 1:20



03 TYPICAL FORMWORK ELEVATION
 1:20

04 SAMPLE IMAGE WF 02

Do not scale drawings. Use figured dimensions only. Check & verify levels and dimensions on site prior to the commencement of work, the preparation of shop drawings or the fabrication of components. This drawing is the copyright of stave pearse architect ply ltd and is protected under the Copyright Act 1968. Do not alter, reproduce or transmit in any form, or by any means without the express permission of stave pearse architect ply ltd nominated architect. Stephen Pearse am 4857

revision	event	description
00	30.03.20	co-ordination
01	17.04.20	for tender

client
COBAR SHIRE COUNCIL
 client details

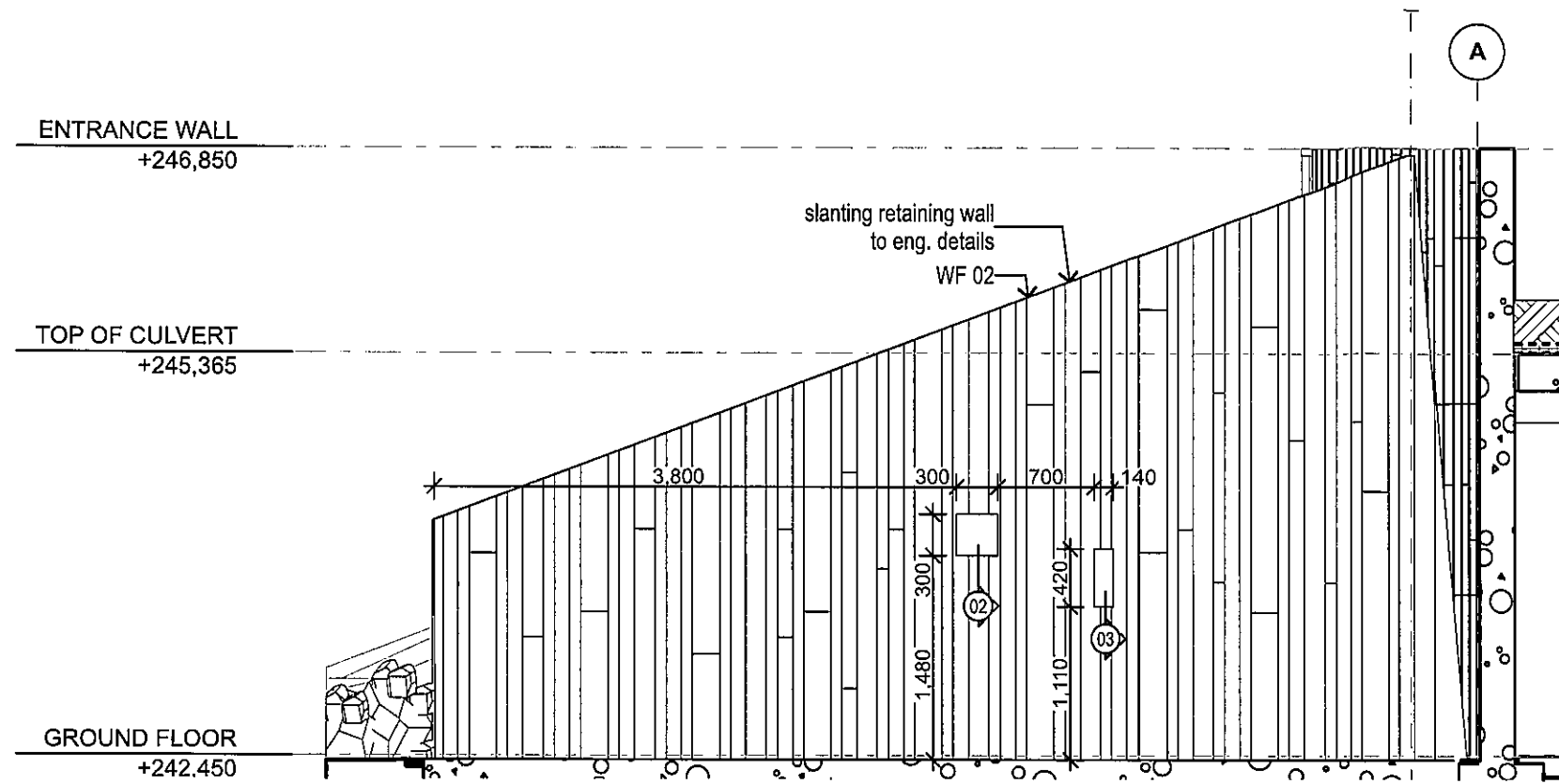
drawing title
DETAILS
 scale

status	drawing number	revision
TD	404	00
project number	drawn	checked
1006	DS	SP

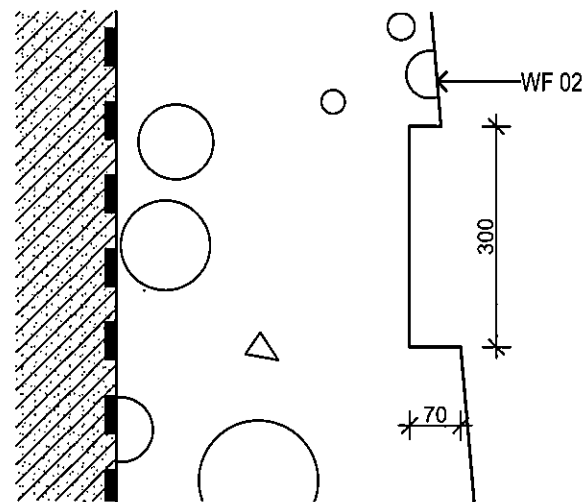
project name
COBAR MINERS MEMORIAL 2
 project address
 COBAR NSW 2230

SPA
 stephen pearse architect ply ltd
 nominated architect stephen pearse am 4857
 architects@stavepearse.com
 +61 422 908 787
 www.stavepearse.com.au

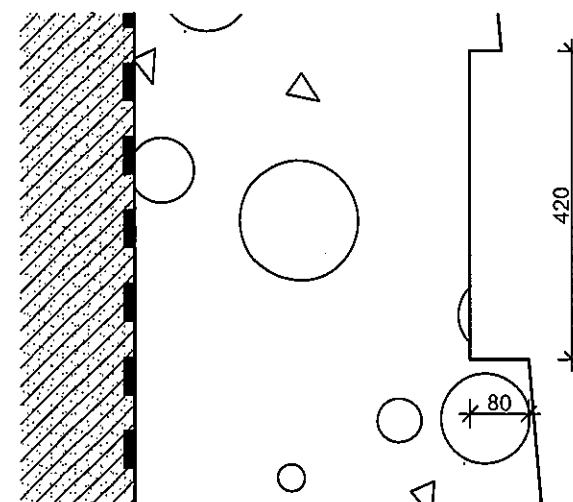
Note: dimensions are nominal and to be confirmed with CMM prior to formwork setup



01 RETAINING WALL ELEVATION
1:50



02 SECTION DETAIL 02
1:10



03 SECTION DETAIL 03
1:10

Do not scale drawings. Use figured dimensions only. Check & verify levels and dimensions on site prior to the commencement of work, the preparation of shop drawings or the fabrication of components. This drawing is the copyright of stave pearse architect pty ltd and is protected under the Copyright Act 1968. Do not alter, reproduce or transmit in any form, or by any means without the express permission of stave pearse architect pty ltd nominated architect Stephen Pearse am 4857

revision	event	description
00	17.04.20	for tender








client
COBAR SHIRE COUNCIL
client details

drawing title
RETAINING WALL
scale

status	drawing number	revision
TD	405	00
project number	drawn	checked
1006	DS	SP

project name	project address
COBAR MINERS MEMORIAL 2	COBAR NSW 2230

stephen pearse architect pty ltd
nominated architect stephen pearse am 4857
architects@stavepearse.com
+61 422 868 727
www.stavepearse.com.au

Item	Reference	Description	Finish	Supplier	Image /notes
External					
External walls	WF 02	Boarded formwork See details for formwork pattern	Natural concrete		
Concrete seat	Noted on drawings	Concrete seat on upper level	Natural concrete		
Perforated metal wall inserts	MF 01	Steel plate folded to fit into 2 slots in concrete	Black steel clear coated		
Handrails on upper level	Noted on drawings	Galvanised steel angles	Natural galvanised		
Ventilation shaft louvre	PC	Aluminium louvre vent & frame for supply air	Powdercoat gull dulux streetwise silver satin	Dulux powder coaters	
Doors and Door frames	MF 01	Steel Door frame Jambes & Head Lining	Black Steel Natural clear coated		
Entry portal	MF 01	Natural black steel	Black Steel Natural clear coated		
Memorial 05 (M 05)	MF 01				
Light shaft	MF 01				
Front Door (D01)	MF 01	Steel angle frame to door black steel Mesh inlay woven into Locker Group APT 12.5 Diameter 3.15 H125 GB 31C4	Black Steel Natural clear coated	Locker Group Daniel Abela 02) 8777 0406	
Store Door (D02)	MF 02	Steel angle frame to door black steel Mesh inlay pitch 50x50mm 4mm dia.	Galvanised weld mesh	Locker Group Daniel Abela 02) 8777 0406	
Paving external	PAV. 01	Broom Concrete 1 Non slip finish to AS1428.1 concrete floor with approved type finish as per approved sample	Colormix charcoal	Cathay Industries Australasia. 103 Vanesa Street Kingsgrove, NSW 2208 (02)93361000	
	PAV. 02	Special brick pavers engraved	Engraved bricks and blanks to be supplied by CMM (cobar shire council) in Rojo Red 230x115x40 builder to lay on sand bed to manuf instructions over concrete base	http:// www.designabrick. com.au/services/ commemoration- products/	
	PAV. 03	Concrete band with bronze letters inset	Natural grey concrete. Inlay bronze lettering to set out diagram level and protect.		
	PAV. 04	Bitumen infill path and new path to join up with existing.	Bitumen to council specifications	Cobar shire council landscape	
	PAV. 05	Broom Concrete 2 Non slip finish to AS1428.1 concrete floor with approved type finish as per approved sample	Colormix black velvet	Cathay Industries Australasia. 103 Vanesa Street Kingsgrove, NSW 2208 (02)93361000	
Internal Floor	FF 01	Broom Concrete 1 Non slip finish to AS1428.1 concrete floor with approved type finish as per approved sample	Colormix charcoal	Cathay Industries Australasia. 103 Vanesa Street Kingsgrove, NSW 2208 (02)93361000	
Walls	WF 01	Spray applied Dulux guild grey SG6G5		Dulux Australia	Spray paint to internal concrete surfaces only.
Ceiling	CF 01				

Do not scale drawings. Use figured dimensions only. Check & verify levels and dimensions on site prior to the commencement of work, the preparation of shop drawings or the fabrication of components. This drawing is the copyright of Steve Pearce architect ply ltd and is protected under the Copyright Act 1968. Do not alter, reproduce or transmit in any form, or by any means without the express permission of Stephen Pearce architect ply ltd nominated architect Stephen Pearce am 4857

revision	event	description
00	17.04.20	for tender


client
COBAR SHIRE
COUNCIL
client details

drawing title
FINISHES SCHEDULE
scale

status	drawing number	revision
TD	406	00
project number	drawn	checked
1006	DS	SP
	issued	SP

project name
COBAR MINERS MEMORIAL 2
project address
COBAR NSW 2230


stephen pearce architect ply ltd
nominated architect stephen pearce
am 4857
architects@steppearce.com
+ 61 402 928 797
www.steppearce.com.au



01 VIEW FROM THE SOUTH



02 VIEW FROM THE EXISTING MEMEORIALS



03 VIEW OF THE FORECOURT 01



04 VIEW OF THE FORECOURT 02

Do not scale drawings. Use figured dimensions only. Check & verify levels and dimensions on site prior to the commencement of work, the preparation of shop drawings or the fabrication of components. This drawing is the copyright of stephen pearse architect pty ltd and is protected under the Copyright Act 1968. Do not alter, reproduce or transmit in any form, or by any means without the express permission of stephen pearse architect pty ltd nominated architect Stephen Pearse am 4857

revision	event	description
00	17.04.20	for tender

client	COBAR SHIRE COUNCIL
client details	

drawing title	PERSPECTIVES
scale	

status	TD	drawing number	407	revision	00
project number	1006	drawn	DS	checked	SP
		issued	SP		

project name	COBAR MINERS MEMORIAL 2
project address	COBAR NSW 2230

